



LEADING MEDICINE:
A TOWN HALL CONVERSATION
WITH DR. MARC BOOM

Town Hall Conversation XXXV

HOUSTON
Methodist[®]
LEADING MEDICINE

Combating Droopy Eyelids

Amina I. Malik MD

Director, Oculoplastic & Reconstructive Surgery

4/27/23



Hiram Powers.

The eye is the window of the soul, the mouth the door. The intellect, the will, are seen in the eye; the emotions, sensibilities, and affections, in the mouth. The animals look for man's intentions right into his eyes. Even a rat, when you hunt him and bring him to bay, looks you in the eye.

(Hiram Powers)

izquotes.com

➤ [J Eur Acad Dermatol Venereol](#). 2008 Aug;22(8):982-91. doi: 10.1111/j.1468-3083.2008.02698.x. Epub 2008 Jun 6.

Influence of facial skin attributes on the perceived age of Caucasian women

A Nkengne ¹, C Bertin, G N Stamatias, A Giron, A Rossi, N Issachar, B Fertil

People infer age and energy levels from visual cues in the periocular area









Youthful Eyelid



Aging Eyelid



Impact of Droopy Eyelids




- “I feel tired”
- “I run into objects”
- “Have to turn my head when driving”
- “I fall asleep when reading”
- “Constantly raising my brows to see”
- “My eyes feel heavy”

Driving w/normal vision



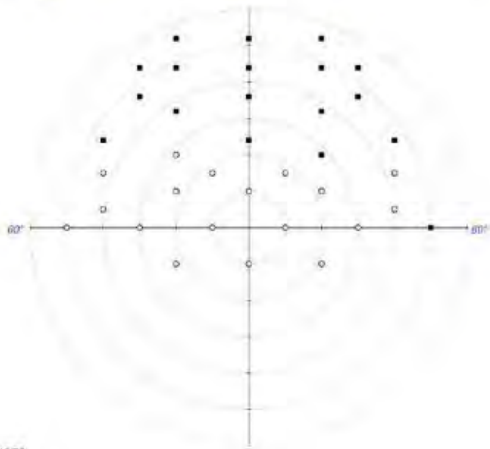
Driving w/eyelid hooding



Visual Field Testing

Untaped

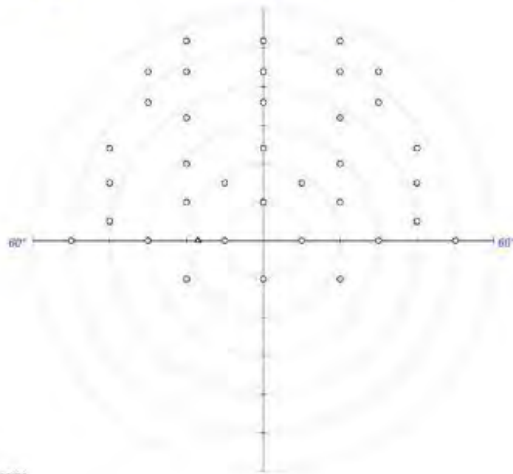
OS Suprathreshold		Superior 38 Point Suprathreshold Test			
Fixation Monitor:	Off	Stimulus:	III, White	Date:	Apr 05, 2023
Fixation Target:	Bottom LED	Background:	31.5 asb	Time:	3:22 PM
Fixation Losses:	0/0	Strategy:	Two Zone	Age:	60
False POS Errors:	1/5	Test Mode:	Single Intensity		
False NEG Errors:	2/4 XX	Pupil Diameter:			
Test Duration:	02:15	Visual Acuity:			
Stimulus Intensity:	10dB	Rc:	+3.25 DS		



○ Seen 18/36
■ Not Seen 18/36
▲ Blind Spot

Taped

OS Suprathreshold		Superior 38 Point Suprathreshold Test			
Fixation Monitor:	Gaze/Blind Spot	Stimulus:	III, White	Date:	Apr 05, 2023
Fixation Target:	Bottom LED	Background:	31.5 asb	Time:	3:28 PM
Fixation Losses:	1/2 XX	Strategy:	Two Zone	Age:	60
False POS Errors:	0/4	Test Mode:	Single Intensity		
False NEG Errors:	0/2	Pupil Diameter:			
Test Duration:	02:10	Visual Acuity:			
Stimulus Intensity:	10dB	Rc:	+3.25 DS		



○ Seen 30/36
■ Not Seen 30/36
▲ Blind Spot

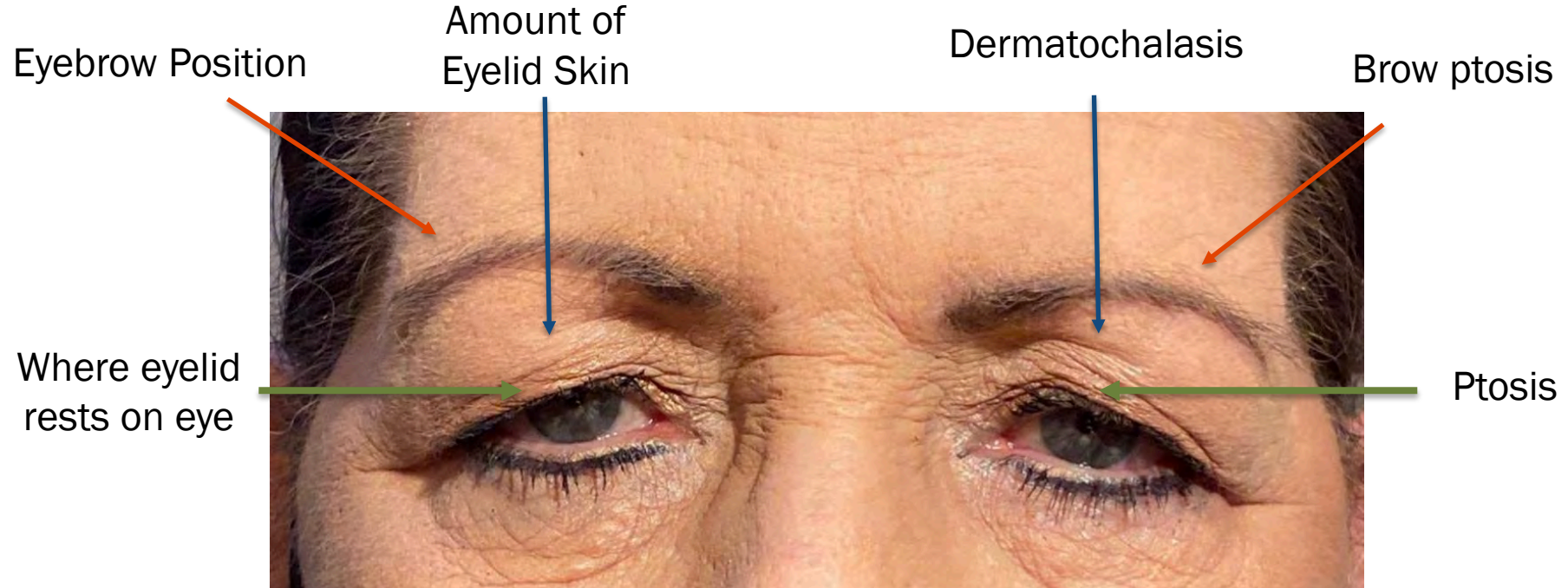
Why Droopy Eyelids Develop

- Genetics
- UV exposure
- Smoking
- Mechanical rubbing
- Aging process

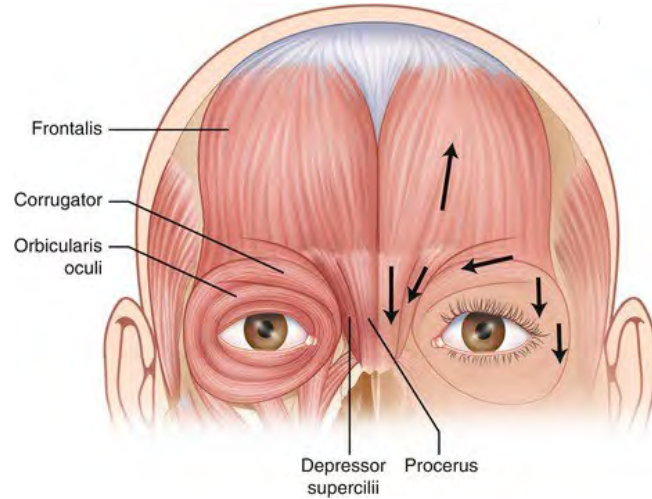
What Is A Droopy Eyelid?



3 Components of Eyelid Evaluation



Brow Ptosis



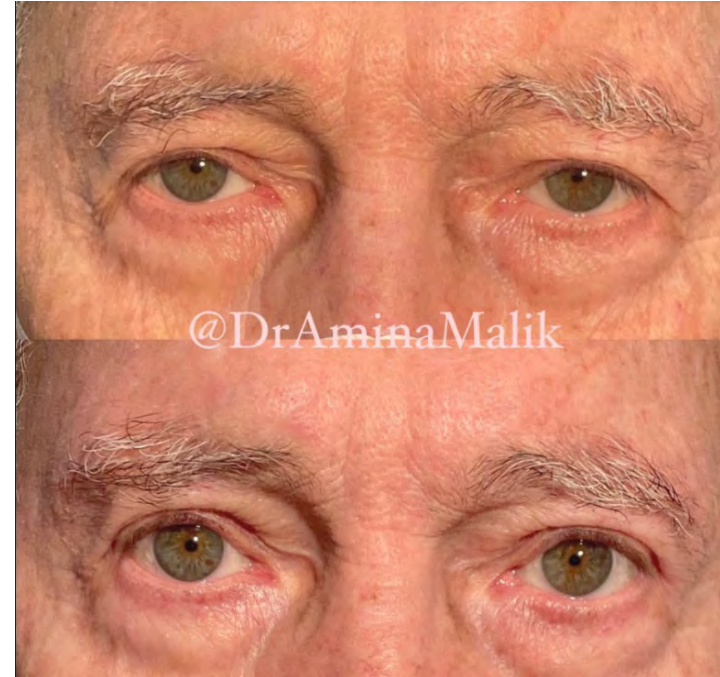
Brow Ptosis Repair

- Botox/Chemical Lift
- Direct Browplasty
- Pretricheal Lift
- Transbleph Browplasty
- Endoscopic Brow Lift



Brow Ptosis Repair

- Botox/Chemical Lift
- **Direct Browplasty**
- Pretricheal Lift
- Transbleph Browplasty
- Endoscopic Brow Lift



- Botox/Chemical Lift
- Direct Browplasty
- **Pretricheal Lift**
- Transbleph Browplasty
- Endoscopic Brow Lift



Brow Ptosis Repair

- Botox/Chemical Lift
- Direct Browplasty
- Pretricheal Lift
- **Transbleph Browplasty**
- Endoscopic Brow Lift



Brow Ptosis Repair

- Botox/Chemical Lift
- Direct Browplasty
- Pretricheal Lift
- Transbleph Browplasty
- Endoscopic Brow Lift



- Surgical treatment
 - Blepharoplasty
 - 20 min in office surgery
 - 1 week recovery
 - Lasts min 5-10 years



Upper Lid Blepharoplasty



Upper Lid Blepharoplasty



Before/After Blepharoplasty



Before/After Blepharoplasty



Before/After Blepharoplasty



Before/After Male Blepharoplasty



Before/After Blepharoplasty

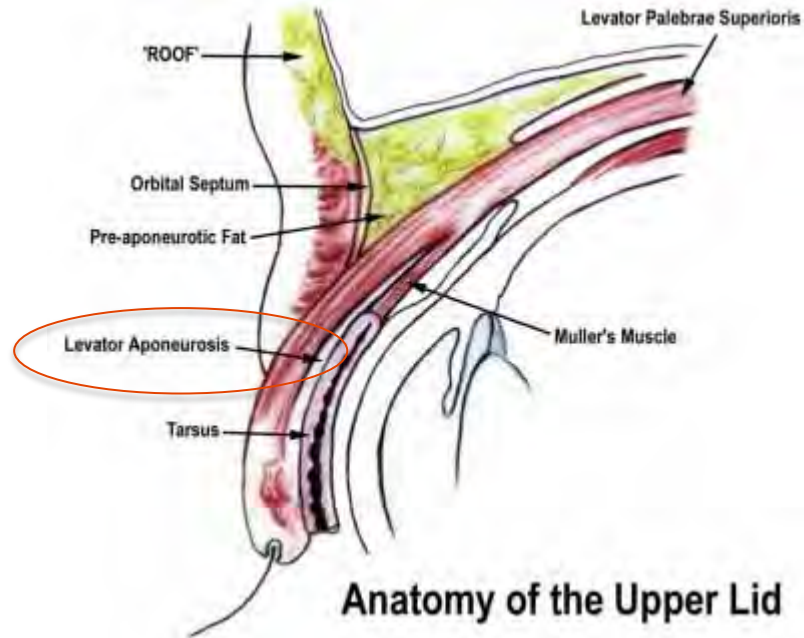


Eyelid Ptosis

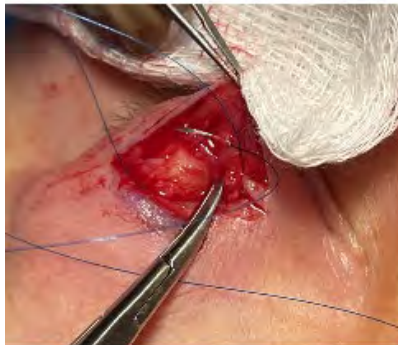


- Age-related changes
- Genetics
- Neurologic Disease
 - Myasthenia Gravis
 - Horner's Syndrome
 - Cranial Nerve 3 palsies

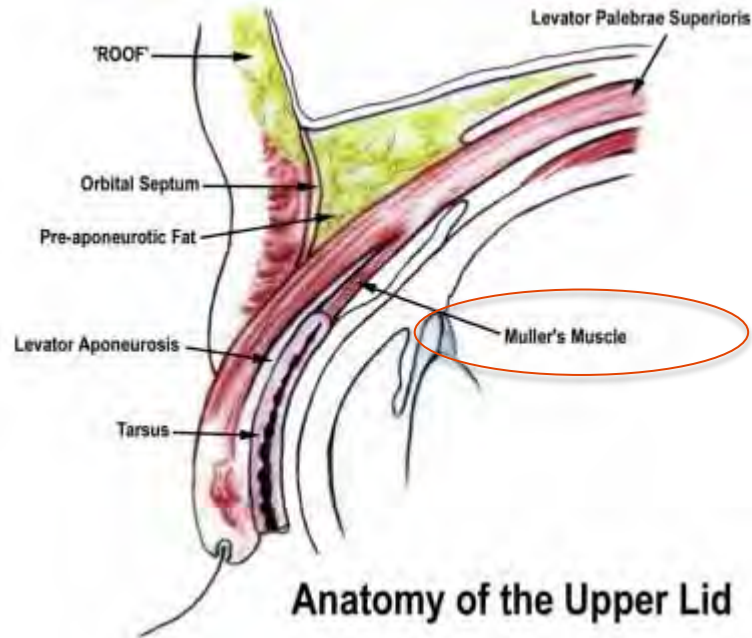
Eyelid Elevators



External Levator Advancement



Eyelid Elevators



Mullerectomy



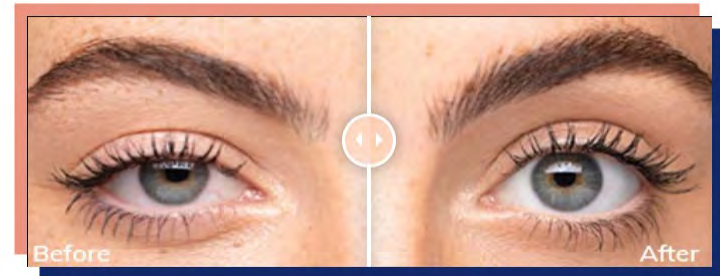
Ptosis Repair



Ptosis Repair



- Oxymetazoline drops
- FDA approved for ptosis
- Stimulates Muller's muscle
- Onset 5-10 minutes
- Lasts 6-8 hours



Tips to Combat Drooping Eyelids

- Wear UV protection
- Don't rub your eyelids
- Avoid smoking
- Find a local oculoplastic surgeon

Thank You

Office: 713-441-8843

IG: @DrAminaMalik

Due to the large file size, the slides of Dr. Rahul Pandit cannot be posted. Please email foundation@houstonmethodist.org to receive a copy of the slides.



THANK YOU FOR ATTENDING OUR **TOWN HALL CONVERSATION**

If you would like more information about
droopy eyelids, cataract surgery or the
Houston Methodist Blanton Eye Institute,
please contact Sam Wallace at
slwallace2@houstonmethodist.org

HOUSTON
Methodist[®]
LEADING MEDICINE