

Houston Methodist
Willowbrook Hospital
2013 Community Health
Needs Assessment

HOUSTON
MethodistSM
WILLOWBROOK HOSPITAL

Table of Contents

EXECUTIVE SUMMARY.....	2
INTRODUCTION AND BACKGROUND.....	3
PURPOSE BEHIND THE COMMUNITY HEALTH NEEDS ASSESSMENT.....	3
MEETING AFFORDABLE HEALTH CARE ACT REQUIREMENTS.....	3
HOUSTON METHODIST BACKGROUND & VALUES	3
SNAPSHOT OF HOUSTON METHODIST AND AREA HOSPITALS	4
HOUSTON METHODIST BOARD OF DIRECTORS AND DEPARTMENTAL LEADERSHIP	5
COMMUNITY SERVED BY HOUSTON METHODIST WILLOWBROOK HOSPITAL	6
COMMUNITY COUNTY POPULATION ANALYSIS	8
COMMUNITY RACIAL/ETHNIC ANALYSIS	8
COMMUNITY AGE ANALYSIS	10
COMMUNITY HOUSEHOLD INCOME ANALYSIS	11
COMMUNITY POVERTY ANALYSIS	12
PRIORITIZED NEEDS OF HOUSTON METHODIST WILLOWBROOK HOSPITAL	13
PRIORITY #1: PREVENTION FOR CHRONIC DISEASE AND RELATED CONDITIONS	13
PRIORITY #2: ACCESS TO CARE IMPROVEMENT.....	16
PRIORITY #3: EDUCATION TO DECREASE HEALTH RISKS	19
METHODS USED TO CONDUCT THIS ASSESSMENT	22
METHODS USED TO DEFINE THE COMMUNITY.....	22
METHODS USED TO IDENTIFY NEEDS.....	22
ENGAGING THE BROAD INTERESTS OF THE COMMUNITY	24
PRIORITIZING COMMUNITY HEALTH NEEDS	25
CONCLUSION	26
APPENDIX.....	27
INFORMATION GAPS.....	28
PROJECT SAFETY NET: COMMUNITY ASSETS.....	30
HEALTH OUTCOMES.....	46
NATIONAL BENCHMARKS.....	49
SOURCES.....	50

Executive Summary

Representatives from Houston Methodist's (HM) Community Benefits Department conducted community health needs assessments (CHNA) for each HM hospital between June and August 2013. This report contains all methods and findings for the Houston Methodist West Hospital (HMWB) CHNA. HMWB has identified three health priorities based on the findings of this CHNA:

Priority #1: Prevention of Chronic Disease and Related Conditions

- Analysis of sources identified chronic diseases as leaders of mortality statistics for Texans and Houston Methodist community members. By prioritizing prevention of chronic disease and contributing conditions, Houston Methodist hopes to build a healthier community and world.

Priority #2: Access to Care Improvement

- Analysis of stakeholder interviews and sources identified improved accessibility to health care services as a key need for the Houston Methodist community. By prioritizing improved access, Houston Methodist hopes to expand the delivery of quality health care to the community and world. Improved access includes a plan for continuum of care and leveraging of community partner collaborations.

Priority #3: Education to Decrease Health Risk Behaviors.

- Analysis of stakeholder interviews and sources identified improving community education about health and wellness as a community health need. Education on health and wellness also serves a key component for the other priorities listed above.

Each CHNA for HM hospitals is available at www.HoustonMethodist.org/communitybenefits.

Introduction and Background

Purpose behind the Community Health Needs Assessment

The Community Benefits Department at Houston Methodist (HM) conducted a community health needs assessment (CHNA) for each HM hospital to best identify the health needs of the Greater Houston community. This CHNA provides a set of community health priorities to supplement the development of an implementation plan.

Meeting Affordable Health Care Act Requirements

As a result of the Affordable Care Act, Houston Methodist expanded its existing efforts related to identifying and meeting community needs. The bullet points below summarize the components found within each HM hospital's CHNA:

- *A description of the hospital's community and how the community was determined.*
- *A description of the process and methods HM used to conduct the assessment.*
- *A description of gaps in information that impact the ability of HM to assess the community health needs.*
- *A description of how input from persons who represent the broad interests of the community served by each HM hospital was accounted for.*
- *A prioritized description of all the community health needs identified through the CHNA, as well as a description of the process and criteria used in prioritization.*
- *A description of the existing health care facilities and other resources within the community available to meet the community health needs identified.*

Houston Methodist Background and Values

Established by the Texas Annual Conference of the United Methodist Church as a Christian faith-based not for profit organization, Houston Methodist provides the highest quality, cost-effective health care that delivers the best value to the communities served in a spiritual environment of caring in association with internationally recognized teaching and research.

The core values of integrity, compassion, accountability, respect, and excellence serve as the cultural columns supporting Houston Methodist. We are honest and ethical in all we say and do. We embrace the whole person and respond to emotional, ethical and spiritual concerns as well as physical needs. We hold ourselves accountable for our actions. We treat every individual as a person of worth, dignity and value. We strive to be the best at what we do and a model for others to emulate.

Snapshot of Houston Methodist and Area Hospitals

Houston Methodist

- 5 hospitals
- A Research institute
- A Comprehensive residency program
- 1,633 operating beds
- 14,826 employees
- System with the Texas Annual Conference of the United Methodist Church

Houston Methodist Hospital

Houston, Texas (*Texas Medical Center*)

- 766 operating beds
- 73 operating rooms
- 1,852 system physicians
- 5,957 employees
- 35,542 inpatients
- 290,555 outpatient visits
- 55,370 emergency room visits
- 1,064 births
- More than 7,269 international patients from 95 countries
- 31 ACGME-accredited

Houston Methodist San Jacinto Hospital

Baytown, Texas (*I-10 & Garth*)

- 275 operating beds
- 18 operating rooms
- 335 system physicians
- 1,474 employees
- 12,242 inpatients
- 67,661 outpatient visits
- 54,472 emergency room visits
- 1,542 births

Houston Methodist West Hospital

Houston, Texas (*I-10 & Barker Cypress*)

- 116 operating beds
- 8 operating rooms
- 616 system physicians
- 868 employees
- 6,238 inpatients
- 39,810 outpatient visits
- 23,228 emergency room visits
- 1,435 births

Houston Methodist Willowbrook Hospital

Houston, Texas (*Hwy. 249 & F.M. 1960*)

- 241 operating beds
- 14 operating rooms
- 760 system physicians
- 1,474 employees
- 13,757 inpatients
- 78,810 outpatient visits
- 54,403 emergency room visits
- 3,112 births

Houston Methodist Sugar Land Hospital

Sugar Land, Texas (*Hwy. 59 & Sweetwater*)

- 235 operating beds
- 18 operating rooms
- 831 system physicians
- 1,630 employees
- 13,132 inpatients
- 119,225 outpatient visits
- 38,541 emergency room visits
- 2,699 births

Board of Directors and Departmental Leadership

- The Honorable Ewing Werlein, Jr.,
Chair
- John F. Bookout, *Senior Chair*
- David M. Underwood, Sr., *Vice Chair*
- Carlton E. Baucum, *Treasurer*
- Gregory V. Nelson, *Secretary*
- Emily A. Crosswell, *Asst. Secretary*
- Robert K. Moses, Jr., *Asst. Secretary*
- Marc L. Boom, M.D., *President and CEO*
- Gary W. Edwards
- Connie Dyer
- Joseph C. “Rusty” Walter, III
- Morrie K. Abramson
- Mary A. Daffin
- Mark A. Houser
- Lawrence W. Kellner
- Elizabeth Blanton Wareing
- Vidal G. Martinez
- Eric K. Haufrect, M.D., *President-Elect of the Medical Staff*

- Bishop Janice Riggie Huie
- Keith O. Reeves, M.D.
- Sandra Gayle Wright, Ed. D., R.N.
- Rev. B.T. Williamson (*Advisory*)
- Rev. Kenneth Levingston
- Dr. Stephen Wende
- Dr. Thomas J. Pace, III
- C. Richard Stasney, M.D. (*Advisory*)

Life Members

- Jack S. Blanton, Sr.
- Ernest H. Cockrell
- James C. Dishman
- Charles W. Duncan, Jr.
- Isaac H. Kempner III
- Nat S. Rogers

Community Benefits Staff

- Cathy Easter, *Senior Vice President*
- Ryane K. Jackson, *Manager*
- Baine A. Herrera, *2013 Summer Intern*

Community Served by Houston Methodist Willowbrook Hospital

"Texas has approximately 27.5 million residents, eight of the fifteen fastest growing large cities in the United States, and five of the ten cities and towns that added the most people over the year. "Texas gained more people than any other state between April 1, 2010 and July 1, 2011 (529,000)". While not ranked as one of the fastest growing cities, Houston did have the second highest numerical increase (45,716) between April 1, 2010 and July 1, 2011 and is identified as the fourth most populous city in the country behind New York, Los Angeles, and Chicago. As of this CHNA, eleven health service regions divide the state. HM related communities reside in region 5/6S and occupy a portion of the Houston-Baytown-Sugar Land metropolitan statistical area. ²



Figure 1: Outline of Health Service Region 6/5S
(Source: Department State Health Services)

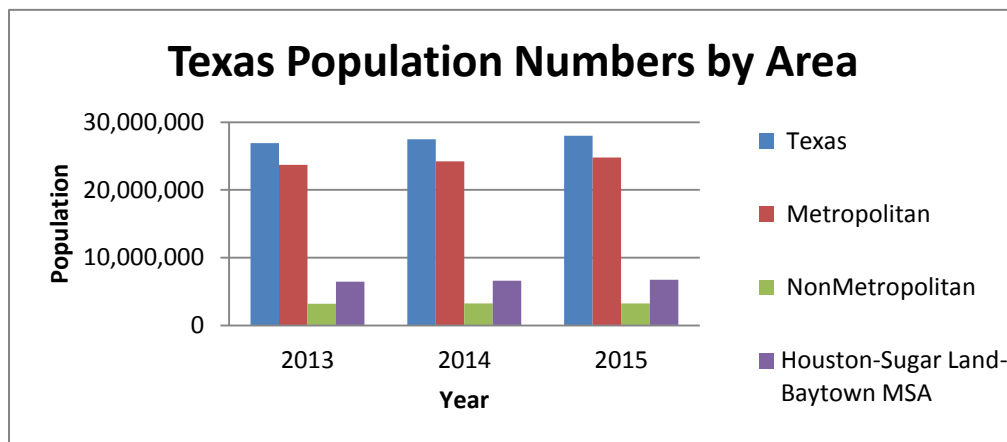


Figure 2: Texas Population Numbers by Area (Source: 2007-2011 American Community Survey)

Houston Methodist Willowbrook (HMWB) defines the combination of Harris County and Waller County as its community. The HMWB community encompasses the Northwest quadrant of the eight county Houston-Baytown-Sugar Land combined metropolitan statistical areas (CMSA). Figure 3 displays the current geographic footprint of the community as well as the approximate location of HMWB.



Figure 3: The green area represents the community served by Houston Methodist Willowbrook. The white cross on yellow background represents the approximate location of Houston Methodist Willowbrook. (Source: *Diersen, 2013*)

Community County Population Analysis ^{3 4 5 6}

The Houston Methodist Willowbrook (HMWB) community spans 2242.2 square miles and contains an estimated population of 4,347,991 people. Harris County accounts for an estimated 4,307,028 HMWB community residents or approximately 99% of the HMWB community population. Waller County accounts for 40,963 HMWB community residents or approximately 1% of the HMWB community population.

Estimates project the population of the HMWB community to grow 8% overall with a compound annual growth rate of 1.5% resulting in an approximate community population of 4,347,991 people by 2018. Harris County projects the largest population percent increase by 2018 (8%). Waller County projects to grow by 7% by 2018. No counties within the community are projected to shrink within the time frame.

HMWB Population Projections by County (2010-2018)											
Community by County		TOTAL POPULATION			PERCENT OF TOTAL			OVERALL GROWTH		CAGR	
COUNTY		2010	2013	2018	2010	2013	2018	10-13	13-18	10-13	13-18
Harris		4,112,478	4,307,028	4,651,323	70%	69%	69%	5%	8%	1.6%	1.5%
Waller		39,475	40,963	43,737	1%	1%	1%	4%	7%	1.2%	1.3%
HMWB Community		4,151,953	4,347,991	4,695,060	100%	100%	100%	5%	8%	0.4%	1.5%

Figure 4: Houston Methodist Willowbrook Hospital community population projections for 2010-2018 by county (Source: Truven Market Planner Plus)

Community Racial/Ethnic Analysis ^{7 8}

The HMWB community reflects the racial makeup and trends of the Houston-Baytown-Sugar Land metropolitan statistical area (MSA). The most apparent trend for the HMWB community over the past twenty years has been increasing community diversification. The Houston-Baytown-Sugar Land MSA comprises the most diverse major metropolitan area in the United States and Houston maintains a minority-majority city status.

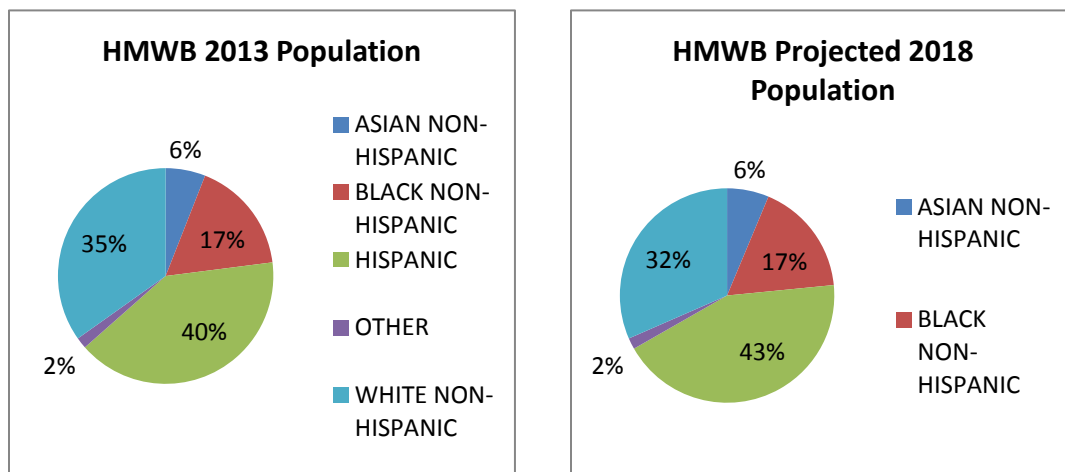


Figure 5: Racial composition of the HMWB community as of 2013 and projected composition for 2018 (Source: Truven Market Planner Plus)

HMWB serves an incredibly dynamic and diverse community. The HMWB community has significantly expanded between years 2000 and 2010. During this time the HMWB community added 720,952 people for an estimated growth of 21%.⁹

Diversity has followed this expansion. The HMWB community lacks a singular racial majority and every race currently occupies a minority position. Increasing community diversification has followed rapidly expanding Hispanic and Asian populations and a decreasing percentage of Anglos in the community. Harris County currently ranks as the most diverse county within the HMWB community while Waller County is the least diverse HMWB community county.^{10 11 12 13 14}

^{15 16 17 18}

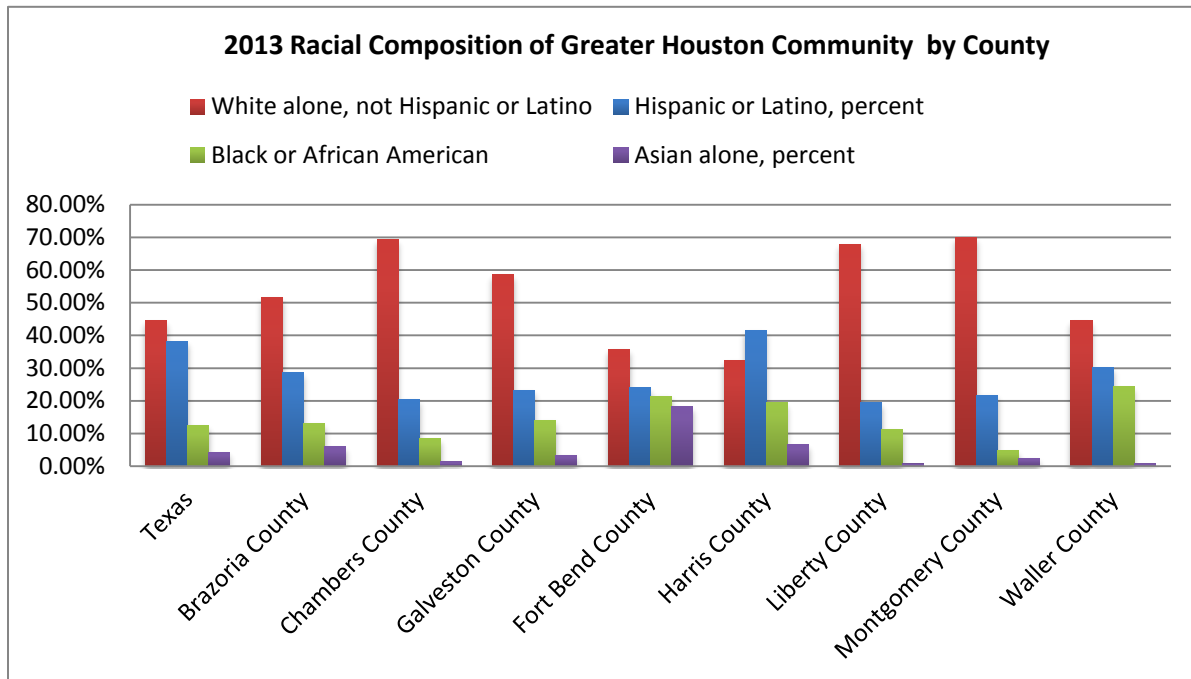


Figure 6: Approximate racial composition of Greater Houston separated by county. (Source: 2010 U.S. Census State and County Quick Facts)

Community Age Analysis ¹⁹

Three major age groups make up the HMWB community. They are the youth, adolescent, and young adult population; the adult population; and the senior population.

The Youth, Adolescent, and Young Adult Population ²⁰

Houston Methodist defines the youth, adolescent, and young adult population as any person between the ages of 0–24 years. The youth, adolescent, and young adult population accounts for the second highest percentage of the HMWB community (38%). This age group is expected to grow 6% by 2018.

Community residents aged 18–24 years make up the highest percentage of this population (26%) but project the lowest percent growth (4%) by 2018. Comparatively, community residents from birth to age 1 make up the lowest percentage of this population (4%) but project the second highest percent growth by 2018 (8%). No sub cohorts of the youth, adolescent, and young adult population are expected to contract between now and 2018.

The Adult Population ²¹

Houston Methodist defines the adult population as any person between the ages of 25–64 years. The adult population accounts for the highest percentage of the HMWB community (53%). The adult population is expected to grow 6% by 2018.

Community members between 25–34 years old currently account for the highest percentage of the adult population (29%). However, this sub cohort of community members projects the lowest percent growth by 2018 (-2%). Comparatively, the sub cohort of adult community members aged 55–64 currently accounts for the lowest percentage of the adult cohort (20%) but projects the largest percent increase by 2018 (34%). The distribution of growth trends towards the older sub cohorts of the adult population.

The Senior Population ²²

Houston Methodist defines the senior population as persons over the age of 65 years. The senior population currently accounts for 9% of the HMWB community. While it accounts for the lowest percentage of the community, the senior population projects highest percent growth of any cohort by 2018 (29%).

Aging of the HMWB community is reflected in the growth of community members between 65–79 years of age. Sub cohorts within this range are estimated to grow, on average, 33% by 2018. Those between the ages of 65–79 are expected to grow by the largest percentage by 2018.

²³ The HMWB community population concentrates over the adult population until 2018; however, growth within the HMWB community concentrates primarily over the senior population. Projected population percent increases within the 60+ range of the population indicate a significant community shift towards a more senior laden population. While the senior population does show the largest projected percent increase by 2018 it remains the smallest community cohort by total number of members.

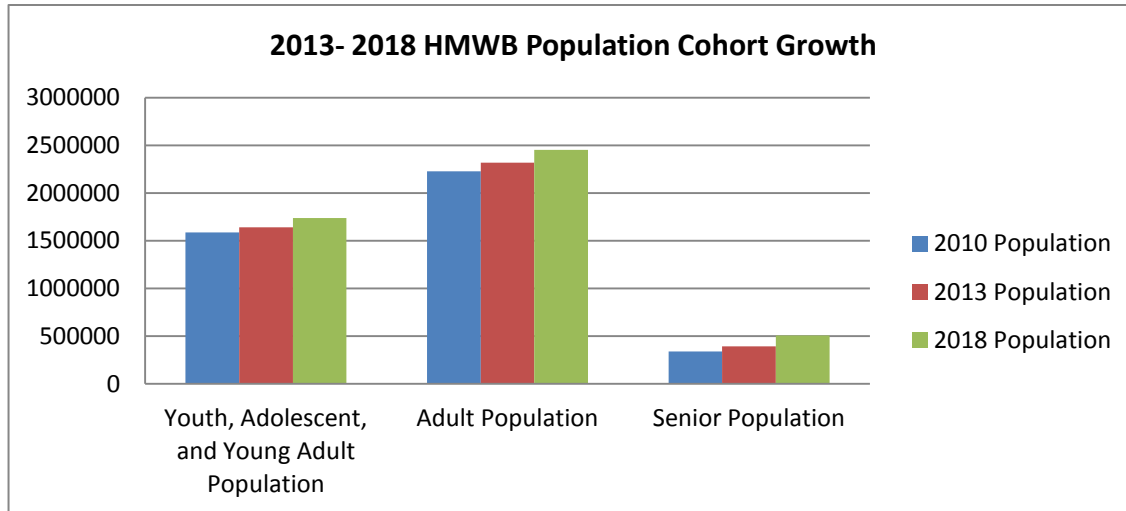


Figure 7: HMWB Community age group growth projections for 2018 (Source: Truven Market Planner Plus)

Community Household Income Analysis ²⁴

The HMWB community as a whole has experienced an increase in average household income dating back to 2000. The increase of HMWB average household income also projects to continue into 2018 for nearly all HMWB community counties.

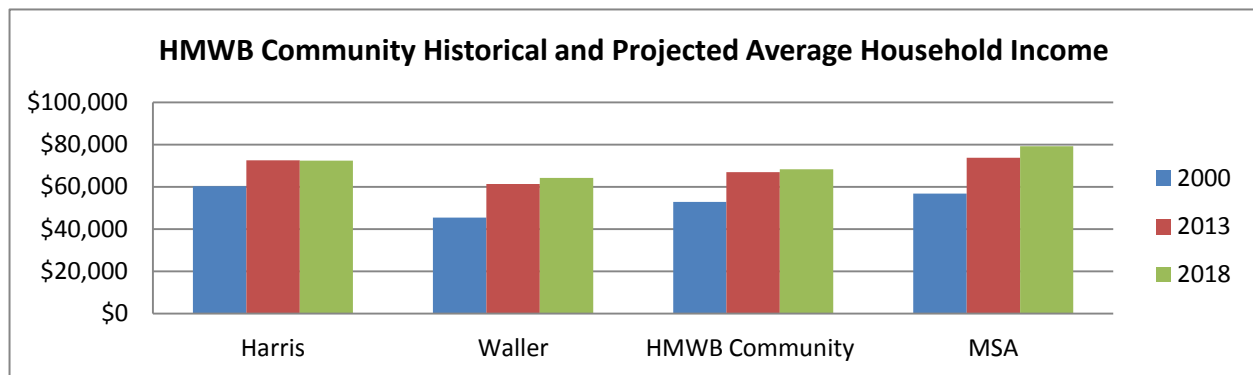


Figure 8: HMWB community historical and projected average household income (Source: Truven Market Planner Plus)

Waller County has undergone the largest percent increase in average household income since 2000 (35%) and projections estimate Waller County average household income to continue expanding to 2018 (5%). Harris County has the highest average household income (\$72,555) in the HMWB community. Waller County projects the highest projected percent increase in average household income of all the HMWB community counties headed into 2018 (5%). Harris County experienced the lowest percent increase in average household income from 2000–2013 (24%) and projects the lowest percent increase in average household income growth for the 2013–2018 period (0%). Of the HMWB community, Waller County currently has the lowest average household income (\$61,285) and projects to still have the lowest average household income by 2018 (\$64,204). Currently the HMWB community has a lower average household income than the

Houston-Baytown-Sugar Land metropolitan statistical area (MSA). Projections to 2018 estimate the average household income of the Houston-Baytown-Sugar Land MSA to remain higher than that of the HMWB community.

Community Poverty Analysis ^{25 26 27 28 29 30 31 32 33 34 35}

Each county within the HMWB community experiences a varying degree of poverty. On average, the poverty rate for the HMWB community counties (13.55 %) is lower than the poverty rate of the Houston-Baytown-Sugar Land metropolitan statistical area (MSA) (15.2%), the poverty rate of the Health Service Region (HSR) 6/5S (15.4%), and the poverty rate of the state of Texas (17.1%). ¹

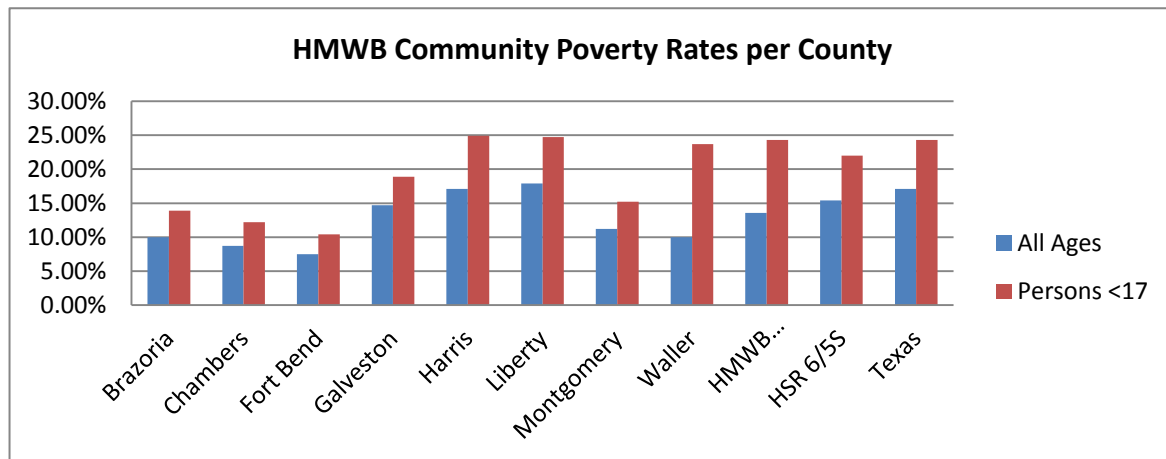


Figure 9: Poverty rates within community counties (Source: 2009 County Health Facts Profile)

Harris County experiences the highest percentage of all individuals living below the federal poverty line (FPL) at 17.10%. Harris County also accounts for the highest gross total of community residents living below the FPL. Waller County has the lowest percentage of people living below the FPL in the HMWB community (10%). Overall, approximately 13.55% of the HMWB community lives below the poverty line—totaling an estimated 693,259 HMWB community residents.

Disparities of poverty exist along an age gradient. In general, HMWB community members under the age of 17 experience higher rates of poverty than the total population. Harris County has the highest rate of poverty for persons under the age of 17 at 24.9%. Waller County experiences the largest disparity between poverty rates for all persons and persons under 17 within the HMWB community (13.70%). As of 2009, the HMWB community has a higher under-17 poverty rate than both the Health Service Region and the state of Texas.

¹ This rate was calculated by averaging the 2009 County Health Fact Profile poverty rates

Prioritized Needs of Houston Methodist Willowbrook Hospital Community

Priority #1: Prevention for Chronic Disease and Related Conditions

HMWB has prioritized prevention for chronic disease and related conditions based on analysis of primary and secondary sources. Chronic diseases include high prevalence of heart disease, diabetes, obesity, cancer, stroke and other health related conditions that are persistent or otherwise long lasting in its effect.^{36 37 38 39 40 41 42}

Chronic diseases contribute to the most community resident deaths each year. Heart disease, all cancer, stroke, and chronic low respiratory disease comprise the chronic diseases with the highest mortality rates.^{2 43 44 45} As of the 2009 Waller County Health Fact Profile, the mortality rates for heart disease and all cancer in Waller County were significantly higher than that of the State of Texas further implicating prevention of chronic diseases in the community as a significant health need.^{46 47}

DIABETES/ OBESITY

According to the American Diabetes Association, it is estimated that one out of every three children born after 2000 in the United States will be directly affected by diabetes in Texas. Data released by the Texas State Data Center summarizing their diabetes projects in Texas for 2007 to 2040, found the following:

- 1) Adult diabetes rates have been increasing. These rates have been increasing for all ethnic groups and all ages with special emphasis placed on young adults whose diagnosed diabetes rates more than doubled between 2004 and 2007.
- 2) Texas is among the states with the highest incidence rates for diabetes.
- 3) Increasing diabetes will lower the quality of life for the Texas population. Diabetes is the 6th leading cause of death in the state of Texas.

Complications of the chronic disease diabetes can result in other serious health conditions such as heart disease, blindness, kidney failure, and lower-extremity amputations.³ Obesity is a risk factor for diabetes.

Stakeholder interviews and secondary sources point out prevention of conditions related to chronic diseases as a significant health need. According to Carole Edwards, CEO of AccessHealth, a federally qualified health center (FQHC), “obesity and chronic diseases associated with obesity,

² These rankings were derived by aggregating 2009 County Health Fact Profile Mortality statistics

³ *The State of Health* (2012).

such as diabetes and hypertension, were rising health needs in the community”.⁴⁸ When asked to identify rising health needs of the community, Mary Vasquez, Director at the United Way of Greater Houston, listed obesity, heart disease, and diabetes.⁴⁹ Furthermore, obesity and high blood pressure, conditions linked to many chronic disease states, are the two most reported chronic conditions among adults in the 2010 *Health of Houston Survey: a first look*, and both have higher prevalence at the Houston-Baytown-Sugar Land metropolitan statistical area (MSA) level than state level according to recent Texas Behavioral Risk Factor Surveillance System (BRFSS) reports.^{50 51} The *State of Health in Houston/Harris County 2012* reports that 34% of high school students in Houston are overweight or obese (BMI >25) and that 12% of Texas high school students are considered obese.⁵² 100% of community stakeholder interviews brought up obesity as a health need in the HMWB community.

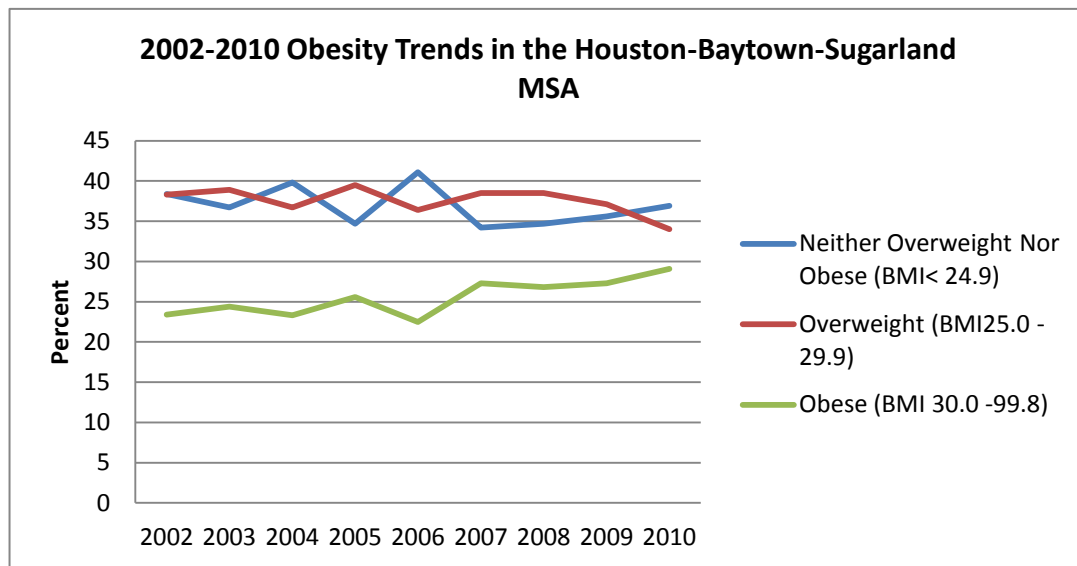


Figure 10: Obesity in the community has steadily increased in the last decade and roughly one in three Houstonians is obese. (Source: *Behavioral Risk Factor Surveillance System 2002-2010*)

STROKE/CARDIOVASCULAR DISEASE

Cardiovascular disease (CVD) and stroke are the number one and three causes of death in Texas and account for nearly three out of every ten deaths in the state according to the Texas Department of State Health Services, 2010.

Heart disease has been the leading cause of death in Texas since 1940. Heart disease includes hypertension, ischemic heart disease, arrhythmias, and congestive heart failure.

Significant disparities exist among Texans with CVD, stroke, or related risk factors. In general, there is a higher prevalence of these conditions among Texans who are older (especially those ages 65 years and older), earn a lower income, have received less education, are African American, and have multiple risk factors.

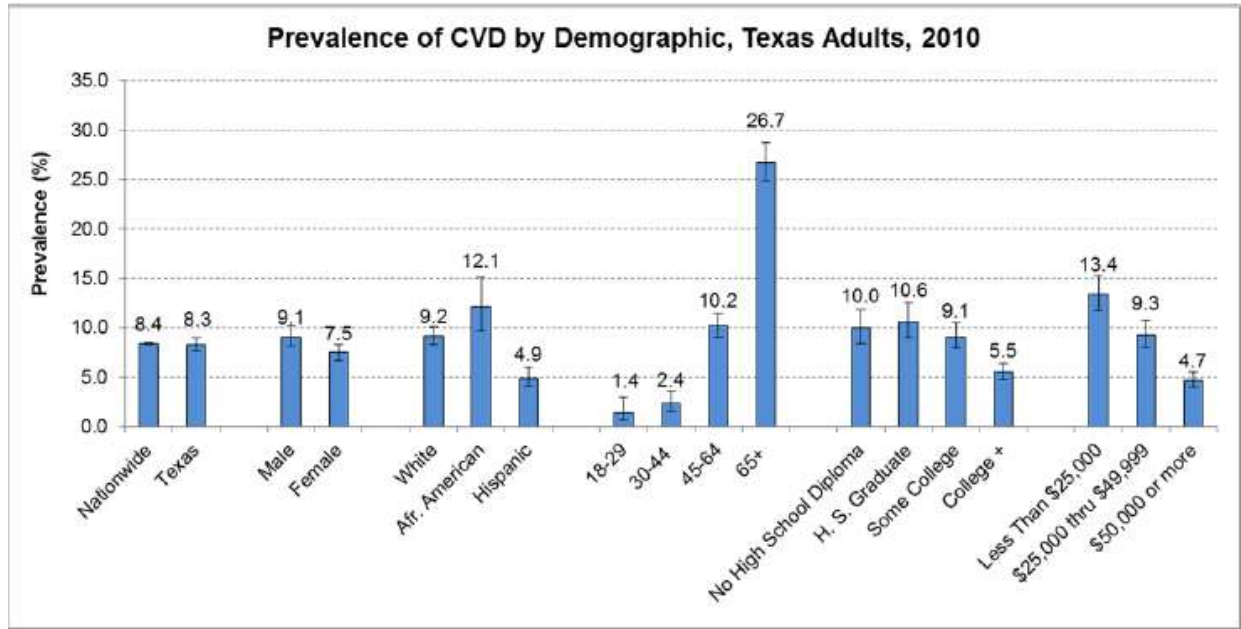


Figure 11: Prevalence of CVD by Demographics, 2010

CANCER

According to the World Health Organization (WHO), cancer is the leading cause of death worldwide with the most common cancers experienced being lung, stomach, liver, colorectal, breast and cervical. Lung cancer alone accounted for 1,222 HMWB community resident deaths—the fifth leading cause of death for HMWB community residents when cancer subtypes are considered independently.^{53 54}

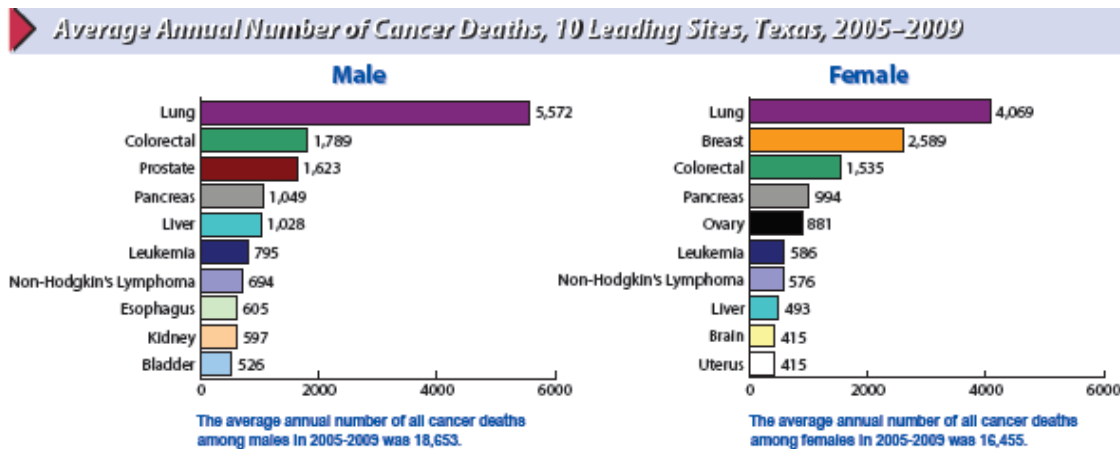


Figure 12: Cancer Epidemiology and Surveillance Branch, Texas Department of State Health Services (2005-2009/updated: 11/2012)

The Texas State Department of Health estimated that more than 110,135 Texans were newly diagnosed with cancer and 39,072 died of the disease in 2012.

With focus on prevention and treatment of the above listed chronic diseases and other conditions related to the above, HMWB is working to improve the health of its community.

Priority #2: Access to Care Improvement

Every HMWB community county is designated as a Health Professional Shortage Area for primary care, behavioral health care, and dental care, including Harris County.⁵⁵ Patients within the community experience long waits for appointments and often turn to emergency rooms for primary care and non-urgent health care.⁵⁶ Insufficient access to transportation services delays patients' access to care and encourages inappropriate utilization of emergency services.⁵⁷ The following areas of improvement have been designated as falling under the overall umbrella of barrier to access:

- High percentage of community uninsured
- Needed increase in community partner collaboration to expand services

UNINSURED COMMUNITY

The *Potential Primary Care Crisis in Texas: A County- Based Analysis* argues that access problems revolving around health care services could become exacerbated by the increase in insured persons seeking health care, the aging Baby Boomer population, the retirement of existing primary care physicians, and the avoidance of primary care by new p.⁵⁸ This report projects the already dilapidated Texas primary care capacity to drop from 86% of the national average to approximately 80 % of the national average—the average capacity drops to 73% of the national average for low-income residents.⁵⁹

Insurance rates and medical costs indirectly impact access to health care.^{60 61} Approximately 27.7% of the HMWB community lives without health insurance.^{4 62 63} Of the approximately 1,054,980 HMWB community residents living without health insurance, approximately 217,876 are under the age of 17.^{5 64 65}

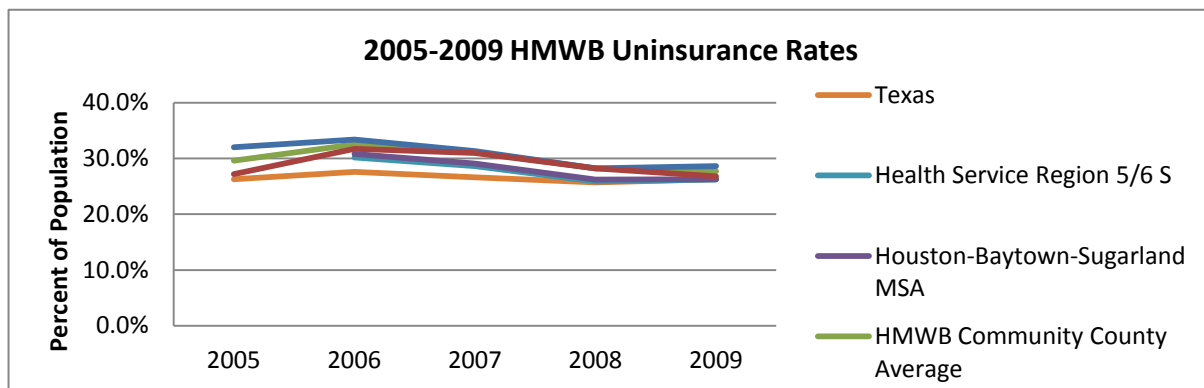


Figure 7: Percent of uninsured persons in the USA, Texas, and the HMWB community (TMHS CHNA, 2012)

⁴ This percent rate was calculated by averaging the rate found in the 2009 Health Fact Profiles

⁵ These totals were derived by aggregating 2009 County Health Fact Profile statistics

Harris County has the highest percent of persons between the ages 00-65 years living without insurance.^{66 67} Waller County has the lowest percent of persons between the ages 00-65 years living without insurance.^{68 69} All community counties have decreasing percentages of uninsured peoples from 2005-2009.^{70 71} The HMWB community, on average, has a higher percentage of uninsured persons between the ages 00-65 years than the larger Houston-Baytown-Sugar Land metropolitan statistical area (MSA), the Health Service Region 6/5S, and the state of Texas.^{72 73 74}
75

FINANCIAL BARRIERS

Approximately 23% of Houstonians experience medical cost barriers with regard to accessing healthcare.⁷⁶ According to the *Health of Houston Survey* the overwhelming majority of Houstonians living without insurance cite cost (54%) or ineligibility due to working status (20%) as their primary reasons.⁷⁷ Financial barriers also impinge upon community residents' access to mental health resources. 38% of those surveyed in the *Health of Houston Survey* did not receive mental health services because they face more than one barrier to accessing mental health services—the majority of individuals reporting not seeking mental health services were inhibited by financial barriers associated to services (59%).⁷⁸ The Texas Behavioral Risk Factor Surveillance System (BRFSS) reports indicate a clear disparity in insurance rates amongst age groups, income levels, and racial/ethnic cohorts at the Houston-Baytown-Sugar Land MSA level.⁷⁹ Statistically significant differences exist between medical cost barriers for men above 18 years (19.3%) and medical cost barriers for women above 18 years (27.6%).⁸⁰ Medical cost barriers experienced also significantly vary along racial/ethnic cohorts (White: 13.7%, Black: 31.7%, Hispanic: 33.5 %).⁸¹

Statements made by representatives of underserved populations, minority populations, low income populations, and populations with chronic disease, when combined with current indicators, indicate significant challenges to access. When asked to elaborate on current barriers to a healthy community nearly 100% of interviewees suggested that access to primary care, specialty care, dental care, adequate pharmacy services, nutritious food, safer build environments, and transportation all contributed to healthy community and improved accessibility to these resources was currently a significant health need for the community.^{82 83 84 85 86 87 88 89}

LEVERAGE COMMUNITY HEALTH PARTNER COLLABORATIONS

Under the improving access to care umbrella, HMWB has identified leveraging community health partner collaborations as a necessity for advancement. Combining resources and expertise to tackle health needs within a community helps “create opportunities for impact” in terms of building a healthier community.⁹⁰

⁹¹ Summarized findings of the *Health Care Safety Net Key Informant Study* include a need for greater collaboration in regards to coordinated medical and behavioral care service. According to these findings, over 90% of decision-makers noted a need for increased collaboration of medical and behavioral services, such as those between safety net hospitals and clinics.

When asked about current barriers to a healthy community, Dr. Stephen Linder, an academic and public health expert with the Institute for Health Policy at the University of Texas Health Science Center School Of Public Health, indicated that organizations must work together to leverage their combined resources and expertise to generate a more significant impact on the health needs of

the community because individual organizations cannot expect to independently meet large health needs such as heart disease or community wide obesity.⁹²

Given the complex scope of larger health needs such as cancer or childhood obesity, opportunities for organizations to work together to improve community health exist within the HMWB community. Both Katy Caldwell, CEO of Legacy Community Health Services, and Daniel Montez, CEO of Vecino Health Centers indicated that current collaborations, such as Houston Methodist's residency programs at Vecino/Denver Harbor clinics and Legacy Community Health Services clinics, help deliver improved primary and specialty care to typically underserved areas.^{93 94} This input reflects the positive impact expanded community health partner collaborations could have within the underserved community.

Strengthening existing collaborations and building new collaborative health improvement efforts reduces the burden of care experienced by individual organizations and provides more resources directed towards meeting community need. By leveraging community partnerships, Houston Methodist looks to amplify positive impact on the health of its community.

Priority #3: Education to Decrease Health Risk Behaviors

According to the Center for Disease Control, six types of health risk behaviors contribute to the leading causes of death, disability, and social problems in the United States: (1) tobacco use; (2) unhealthy eating; (3) inadequate physical activity; (4) alcohol and other drug use; (5) sexual behaviors that may result in HIV infection, other sexually transmitted diseases (STDs), and unintended pregnancy; and (6) behaviors that contribute to unintentional injury and violence. These behaviors are often established during childhood or adolescence, persist into adulthood, and are preventable.

HMWB has prioritized improving community education and awareness about health and wellness based on analysis of the HMWB community county Health Fact Profiles, the 2011 Texas Behavioral Risk Factor Surveillance System (BRFSS) report, the 2011 Houston and Texas Youth Behavioral Risk Factor Surveillance System (YRBSS) reports, and community stakeholder interviews. These sources support education related to community health and wellness as a HMWB community health need and a key component for the other priorities listed above.

The most recent Health Fact Profiles, the Houston and Texas Behavioral Risk Factor Surveillance Systems (BRFSS), and the Texas Youth Risk Behavior Surveillance System (YRBSS) indicate a high prevalence of unhealthy lifestyle behaviors taking place in the HMWB community. Evidence includes high rates of accidents, communicable disease, smoking, substance abuse, lack of physical activity, and poor nutritional habits.^{95 96 97 98 99}

ACCIDENTS

Accidents (1,382 deaths), according to the most recent Health Fact Profile of the HMWB community, rank as the third leading cause of death trailing only heart disease (4,949 reported deaths) and all cancer (4,838 reported deaths).^{6 100 101}

The vast majority of Houston-Baytown-Sugar Land MSA community and state indicators related to YRBSS, though not statistically different from one another, also indicate a high prevalence of unhealthy behaviors in the HMWB community. These include rarely or never wearing a helmet while riding a bike (Houston-Baytown-Sugar Land MSA: 89.9%: Texas: 91.9%), riding with a driver who had been drinking alcohol one or more times (Houston-Baytown-Sugar Land MSA: 31.7% : Texas: 32.2%).

COMMUNICABLE DISEASES

Harris County and Waller County both report a higher number of communicable disease cases in the Health Fact Profiles when compared to the state.^{102 103 104} Harris County, the most significant portion to the HMWB community, reports elevated cases of AIDS (17.8 reported cases per 100,000), primary and secondary syphilis (8.1 reported cases per 100,000), and Gonorrhea (127.8 reported cases per 100,000).¹⁰⁵ Waller County reports a high number of cases of primary and secondary syphilis (7.7 reported cases per 100,000) and cases Gonorrhea (128.9 reported cases per 100,000).¹⁰⁶

⁶ DSHS Numbers and figures were derived by aggregating 2009 County Health Fact Profile Mortality statistics for community counties

SMOKING, SUBSTANCE ABUSE

HMWB community members engage in a bevy of high risk behaviors: approximately 21.3% of Houston-Baytown-Sugar Land MSA community members aged 18 and up are at risk due to any tobacco use, approximately 19.1% of Houston-Baytown-Sugar Land MSA community members aged 18 and up are at risk due to binge drinking.

LACK OF PHYSICAL ACTIVITY/POOR NUTRITIONAL HABITS

Approximately 68.4% of Houston-Baytown-Sugar Land MSA community members aged 18 and up fail to consume fruit twice a day, approximately 65.1 % of Houston-Baytown-Sugar Land MSA community members aged 18 and up are at risk of becoming overweight or obese (BMI> 25.0), approximately 26.0% Houston-Baytown-Sugar Land MSA community members aged 18 and up do not engage in physical activity during leisure time, and approximately 29.2% of Houston-Baytown-Sugar Land MSA members responded that they experience zero minutes physical activity per week.¹⁰⁷

COMMUNITY EDUCATION TO EMPOWER

With the prevalence of the listed behaviors, it is important to raise awareness of the risks associated with these behaviors as well as educating the community on prevention of consequences related to lack of physical activity, substance abuse and general risky social behaviors. Also, education improvement could aid in ensuring community members are aware of options when accessing health care.

Literature and interviews also support a need for improved education initiatives and programs aimed at empowering HMWB community residents to take charge of their health and access health care at the right junctures.^{108 109} Both Shane Chen, COO at HOPE clinic, a federally qualified health center (FQHC) serving primarily underserved, low income, Asian immigrant and Hispanic families within the Houston-Baytown-Sugar Land metropolitan statistical area, and Katy Caldwell, CEO of Legacy Community Health Services, brought up deficiencies in health literacy.¹¹⁰

According to Caldwell and Chen, deficient understanding of health insurance utilization exists regardless of insurance status or socioeconomic status and contributes to inefficient utilization of services by patients.^{112 113} When asked to identify current barriers to a healthy community, Mary Vasquez, Director at the United Way of Greater Houston, stated that senior community residents and residents of rural areas of the community had great difficulty navigating the health care system due to gaps in their health literacy.”¹¹⁴ Carole Edwards, CEO of AccessHealth echoed the need for more health education initiatives aimed at empowering community residents because “people often simply don’t know what resources are available to them or how to go about accessing them”.¹¹⁵

Responses in stakeholder interviews further implicated improvement of education as it relates to community health and wellness as a serious need—especially in minority populations. According to Chen and Edwards, overcoming communication and cultural barriers present significant health needs related to health education and wellness in the HMWB community due to increasing numbers of foreign born Asian and Hispanic residents.¹¹⁶ In her interview, Chen stated that “even if insured, communication and cultural barriers inhibit compliance and the delivery of care to foreign born residents of the HMWB community” and that “understanding and compliance is very

low” among foreign born community members due to cultural norms such customs or traditional methods. ¹¹⁷ Caldwell indicated that education was responsible for significant breakdowns in the continuum of care within the community

These findings reflect a need for better community education as it pertains to making healthy choices, accessing health care resources, the impact of a healthy lifestyle, and the cost of unhealthy lifestyles. By improving education related to community health and wellness Houston Methodist hopes to encourage a healthier and happier HMWB community.

Methods used to conduct this assessment

The Community Benefits Department (CBD) at Houston Methodist (HM) designed the CHNA to understand the demographic and health statuses of HM communities, to develop a set of health priorities, and to support the development of an implementation plan designed around addressing priorities identified in this CHNA. The CBD at HM conducted this CHNA from June to August 2013

Methods Used to Define the Community

Communities were derived using hospital specific primary service area (PSA) data. This PSA data was initially collected by Zach Diersen, Senior Marketing Analyst with HM, using the Thompson Reuters MarketPlanner Plus platform. Analysis and mapping of PSA data was conducted and published as *2012 Market Analysis* reports for each HM hospital. PSA maps were taken from the *2012 Market Analysis* reports for each HM System hospital and used to determine which counties corresponded with each HM hospitals. Counties were determined for each hospital based on overlap of the PSA with the county. The relevant counties were then designated as HM System hospital communities for the purpose of this community health needs assessment. Relevant facts and circumstances were compiled, such as county location, county size, county population, county racial/ethnic statistics, county age distribution, county average household income, county poverty statistics and *County Health Rankings*.

HOUSTON METHODIST WILLOWBROOK COMMUNITIES

Houston Methodist Willowbrook serves two of the ten counties of the Houston-Baytown-Sugar Land metropolitan statistical area (MSA). The Community Benefits Department at Houston Methodist designated the combination of Harris County and Waller County as the community for Houston Methodist Willowbrook based on overlap..

Methods Used to Identify Needs Based on Current Research

Information was collected and compiled on a national, state, region, county, metropolitan statistical area, city, and super neighborhood level data that aligned with the communities listed above. These resources provided a compendium of recent data points and findings used to identify health needs in communities served by Houston Methodist. Analysis was conducted by reviewing the data and aligning the findings of secondary sources.

Listed below are examples of sources used in this report:

○ **State sources used:**

- The Health Status of Texas 2011
- Health Fact Profiles
- The Texas Behavioral Risk Factor Surveillance System (BRFSS)
- The Texas Youth Risk Behavior Surveillance System (YRBSS)
- Kaiser Family Foundation State Health Facts: Texas

○ **Regional sources used:**

- Texas Health Care Transformation and Quality Improvement Program Regional Health Care Partnership (RHP) Plan for RHP 2
- Texas Health Care Transformation and Quality Improvement Program Regional Health Care Partnership (RHP) Plan for RHP 3
- Region 3 Goals and Community Needs List

○ **County sources used:**

- County Health Rankings provided by Robert Wood Johnson Foundation
- County Health Assessments conducted within the last five years
- The State of Health 2012 in Houston/Harris County

○ **Houston and Houston- Baytown- Sugar Land MSA sources**

- 2010 U.S. Census and 2010 American Community Survey
- Health of Houston Report 2010: A First Look
- Kinder Houston Area Survey

Data analysis and reviews of relevant existing reports were utilized to identify evidence of community health needs. For the purpose of the CHNA, needs were defined as those that directly contributed to high mortality rates, those that contributed to leading chronic diseases, or those that showed clearly rising trends or disparities within the areas that HM community hospitals serve. These needs were then discussed during the community engagement process to gain more perspective from those individuals that either have expertise in public health or are community stakeholders.

Engaging the Broad Interests of the Community

Secondary data sources were analyzed to identify persons who represent the broad interests of the community, including those with special knowledge of or expertise in public health. These key stakeholders were then interviewed for their opinions and expertise.

The following three sections describe how input from persons with special knowledge or expertise in public health, state and local health departments, and leaders or representatives for underserved, minority, low income, populations or populations with chronic disease was accounted for during this CHNA process

1.0 Accounting for the Input of Persons with Special Knowledge or Expertise in Public Health

Meetings were held between representatives of the CBD and persons with special knowledge of public health and the community from June to August 2013. Meetings were conducted in person or by phone. Persons with special knowledge of public health and the HMWB community included an academic from The University of Texas School at Austin School of Biological Sciences, academics from the Institute for Health Policy at The University of Texas Health Science Center School Public Health, an academic from the Kinder Institute for Urban Research at Rice University, representatives from the Harris County Health Care Alliance, a representative from the Harris County Medical Society, representatives from the United Way and county affiliates, a representative from the Houston Methodist department of Care Management and Social Work, and a representative from Houston Methodist Hospital Operating Division.

Through these meetings, recommendations were received from persons representing the broad interests of the community, requested and received recent datasets and publications, received consultation for methodologies used in this community health needs assessment, and identified potential health needs currently not being addressed in the HMWB community.

2.0 Organizational Input

During the course of engaging the broad interests of the community, representatives from state, regional, and city health departments as well as organizations involved in health care were engaged. Meetings included representatives from the Department of State Health Services Center for Health Statistics, the Health Service Region 6/5 South office, Regional Health Partnership Plan Regions 2, and the Houston Department of Health and Human Services. During these meetings, recent datasets, publications and representatives' perspectives on community health needs were received.

3.0 Community Leaders and Representatives

Input from community leaders and representatives of medically underserved populations, low income populations, minority populations, and populations with chronic disease needs was also collected through phone interviews.

Participants were asked the following questions:

1. What community does your organization serve/represent?
2. What does a healthy community mean for your community?
3. What are current barriers to a healthy community in your community?
4. What are the top three health needs of the community you serve?
5. Are you experiencing any significant change in client population?
6. Is there a health need in your community that's not self-evident?

Community leader input was included in the analysis of primary and secondary data in order to identify community needs and barriers, as well as establishing community priorities.

Prioritizing Community Health Needs

Stakeholder interviews supported the impetus that HMWB focus on serving the broader needs of each community rather than a single specific health need. The priorities are listed and described in the previous sections of this report.

Priorities were rank-ordered based on the total raw score from a structured matrix. Priorities were placed in the middle of a four quadrant matrix and assigned a value for each quadrant of the matrix. These values range from a 1 – 4 for each of the criteria.

Once each quadrant had been assigned a value, a total raw priority score was calculated by adding each quadrant score together. Needs were prioritized based on total raw score of the matrix.

- Mortality rate
- Existing Programs and interventions
- Opportunity for impact
- Alignment with core business functions

Conclusion

The evolution of health care centers on the strong relationships developed between health systems and their surrounding communities. Effective community programs can not only provide care but also support enhanced education and infrastructure that can prevent the ailments unique to the Greater Houston area.

Through this community assessment, Houston Methodist and its community hospitals are able to collectively understand the community's perception of health needs and prioritize them appropriately. With focus turned towards providing access to care to the underserved Houston community, providing education on chronic disease prevention and treatment as well as continuing to leverage our partnerships with local health providers, Houston Methodist is dedicated to a healthier community.

Houston Methodist and its community hospitals will develop an implementation plan to address the priorities identified in this report as we continue to place an emphasis on a healthier community.

Appendix

- **List of Persons with special knowledge of or expertise in public health consulted during this CHNA**
 - Dr. Richard Taylor- Public Health, Global Health, and Epidemiology Professor at The University of Texas at Austin School of Biological Sciences
 - Dr. Stephen Linder- Director of the Institute for Health Policy at the University of Texas Health Science Center School of Public Health
 - Dr. Justin Denney – Associate Director of the Kinder Institute for Urban Studies at Rice University
 - Margaret Sokol- Manager, Care Management and Social Work Department at Houston Methodist
 - Greg Bernica- Vice President of the Harris County Medical Society
 - Dr. Katherine Walsh- Vice President, Operations Department at Houston Methodist
 - Mayor Annise Parker- Mayor, City of Houston
- **List of State, Local, or City Health Departments**
 - State Department of Health Services – Rebecca Wood, Center for Health Statistics Community Assessment Texas Dept. of State Health Services
 - Regional Health Care Partnership 3- Nicole Lievsay is the Director of Operations for 1115 Waiver
 - Brazoria County Health and Human Services Department – Cathy Sbrusch, Director
 - Chambers County Health and Human Services Department – Cami Smith, Director
 - Fort Bend County Department of Health and Human Services- Kaye Reynolds, Deputy Director
 - Houston Health and Human Services Department – Dr. Beverly Nichols, Senior Staff Analyst, with HHHDS' Office of Health Planning, Evaluation and Program Development
- **“Leaders” and “Representatives of medically underserved populations, indigent populations, populations with chronic diseases**

Leadership at Area Federally Qualified Health Centers
 - Carol Edwards – CEO of AccessHealth
 - Daniel Montez – CEO of Vecino Health Centers
 - Katy Caldwell – CEO of Legacy Community Health Services
 - Shane Chen – COO of HOPE Clinic

Leadership at Safe Net Clinics

- Paule Anne Lewis – Executive Director at San Jose Clinic

Leadership at area other organizations

- Frances Isbell, MA – CEO at Health Care For the Homeless – Houston
- Mary Vasquez – Director of the United Way of Greater Houston
- Cissy Yoes –Director at University of Texas Medical Branch

Criteria Quadrant Value

- Mortality and Morbidity Rates
- Existing Programs and Interventions: 4 programs or initiatives have been set up and
- Opportunity for impact
- Alignment with core business functions

Information Gaps

Information utilized in this CHNA originates at a variety of levels, not all of which involve the same scope or year. In executing this CHNA, the Community Benefits Department sought to accumulate the most current publications related to the community defined above but recognized gaps would exist based on availability of current data. Please note that efforts were made to compensate for information gaps (absence of current data, unavailable data, etc.) during the interviews conducted for this CHNA. The following identify some of the information gaps within health data section of this report:

- Some health indicators may only be available at a county level
- Data from the Texas Department of State Health Services has only published the “County Health Facts Profiles” through 2009 as of June 2013.
- The Texas Behavioral Risk Factor Surveillance System (BRFSS) provides reports on a variety of health behaviors or conditions by year (2002 – 2010). This data is available at the health service region, metropolitan statistical area (MSA) and state level. County level data is unavailable through this query; therefore MSA level data was used in this assessment.

- The Texas Youth Behavior Risk Factor Surveillance System (YRBFSS) data was only available at a state or a school district level; therefore Houston Independent School District level data was used in this assessment.
- Stakeholder input originates from face to face or phone interviews with leadership of community health organizations operating in the HM community. This information is anecdotal in nature. Furthermore this information may be filtered because while these organizations represent their respective communities (minority communities, the underserved, the uninsured, indigent, etc.), details may be lost in translation.

Project Safety Net: Community Assets

The following resources are available to address the health needs identified in this CHNA. These resources were listed by Project Safety Net. ¹⁸

[Access Health -Missouri City](#)

307 Texas Parkway, Suite 100
Missouri City, TX 77489
281-969-1800
Clinic Type: Federally Qualified Health

13940 Bonham Street
Houston, TX 77015
713-330-8904
Clinic Type: School-Based
Clinic last updated 7/3/2012

[Access Health-Richmond](#)

400 Austin St.
Richmond, TX 77469
281-342-4530
Clinic Type: Federally Qualified Health Center
Clinic last updated 6/5/2013

[American Cancer Society - Gulf Coast Region](#)

6301 Richmond Avenue
Houston, TX 77057
713-266-2877
Clinic Type: Non-Profit Provider
Clinic last updated 6/5/2012

[Acres Home Health Center](#)

818 Ringold
Houston, TX 77088
281-260-3300
Clinic Type: Hospital District
Clinic last updated 7/12/2013

[Antoine Health Clinic](#)

5815 Antoine, Suite A
Houston, TX 77091
713-602-3300
Clinic Type: County Clinic
Clinic last updated 8/30/2012

[Airline Children's Clinic](#)

5808 Airline Drive
Houston, TX 77076
713-695-4013
Clinic Type: Federally Qualified Health Center
Clinic last updated 8/30/2012

[Antoine WIC Center](#)

5815 Antoine
Houston, TX 77091
713-407-5800
Clinic Type: County Clinic
Clinic last updated 7/5/2012

[Aldine Health Center](#)

4755 Aldine Mail Route
Houston, TX 77039
281-985-7600
Clinic Type: Hospital District
Clinic last updated 6/6/2012

[Baylor College of Medicine](#)

One Baylor Plaza
Houston, TX 77030
713-798-4951
Clinic Type: Non-Profit Hospital
Clinic last updated 6/5/2012

[Almatha Clark Taylor SBC at Cloverleaf Elementary](#)

[Baylor Teen Health Clinic - Ben Taub Hospital](#)

1504 Taub Loop
Houston, TX 77030

713-873-3601
Clinic Type: Non-Profit Provider
Clinic last updated 8/30/2012

[Baylor Teen Health Clinic - Cavalcade](#)

3815 Cavalcade
Houston, TX 77026
713-673-1655
Clinic Type: Non-Profit Provider
Clinic last updated 6/3/2013

[Baylor Teen Health Clinic - Chavez High School](#)

8501 Howard
Houston, TX 77017
713-495-6971
Clinic Type: Non-Profit Provider
Clinic last updated 8/30/2012

[Baylor Teen Health Clinic - Cullen](#)

5737 Cullen Blvd.
Houston, TX 77021
713-440-7313
Clinic Type: Non-Profit Provider
Clinic last updated 8/30/2012

[Baylor Teen Health Clinic - Lawn](#)

8111 Lawn
Houston, TX 77088
281-847-9970
Clinic Type: Non-Profit Provider
Clinic last updated 5/28/2013

[Baylor Teen Health Clinic - LBJ Hospital](#)

5656 Kelley
Houston, TX 77026
713-566-5612
Clinic Type: Non-Profit Provider
Clinic last updated 8/30/2012

[Baylor Teen Health Clinic - Lee High School](#)

6529 Beverly Hill Lane
Houston, TX 77057
713-787-1756

Clinic Type: Non-Profit Provider
Clinic last updated 8/30/2012

[Bayside Clinic](#)

621 S. Ross Sterling (FM 563)
Anahuac, TX 77514
409-267-4126
Clinic Type: Federally Qualified Health Center
Clinic last updated 2/25/2013

[Baytown Health Center](#)

1602 Garth Road
Baytown, TX 77520
281-837-2700
Clinic Type: Hospital District
Clinic last updated 6/21/2012

[Baytown Health Clinic](#)

1000 Lee Drive
Baytown, TX 77520
281-427-5195
Clinic Type: County Clinic
Clinic last updated 8/30/2012

[Baytown WIC Center](#)

1000 Lee Dr.
Baytown, TX 77520
281-427-7656
Clinic Type: County Clinic
Clinic last updated 6/22/2011

[Bear Creek WIC Center](#)

16233 Clay Rd.
Houston, TX 77084
713-407-5800
Clinic Type: County Clinic
Clinic last updated 6/22/2011

[Bellville General Hospital](#)

44 N. Cummings
Bellville, TX 77418
979-413-7400

Clinic Type: Non-Profit Hospital
Clinic last updated 9/10/2012

[Ben Taub General Hospital](#)

1504 Taub Loop
Houston, TX 77030
713-873-2000
Clinic Type: Hospital District
Clinic last updated 3/1/2013

[Bering Omega Dental Clinic](#)

1427 Hawthorne Street
Houston, TX 77006
713-341-3790
Clinic Type: Non-Profit Provider
Clinic last updated 6/21/2012

[Brazosport Medical Center](#)

905 North Gulf Boulevard
Freeport, TX 77541
979-239-1633
Clinic Type: Non-Profit Provider
Clinic last updated 8/8/2012

[CanCare, Inc.](#)

9575 Katy Freeway, Suite 428
Houston, TX 77024
713-461-0028
Clinic Type: Non-Profit Provider
Clinic last updated 7/19/2012

[Casa De Amigos Health Center](#)

1615 N. Main Street
Houston, TX 77009
713-222-2272
Clinic Type: Hospital District
Clinic last updated 6/5/2012

[Cathedral Clinic-Health Care for the Homeless-Houston](#)

1212 Prairie
Houston, TX 77002
713-220-9730
Clinic Type: Federally Qualified Health

Center
Clinic last updated 6/20/2012

[Central Care Community Health Center - Acres Home](#)

1102-A Pinemont
Houston, TX 77018
713-734-4580
Clinic Type: Federally Qualified Health Center
Clinic last updated 3/29/2013

[Central Care Community Health Center - MLK](#)

8610 Martin Luther King Jr. Blvd.
Houston, TX 77033
713-734-4580
Clinic Type: Federally Qualified Health Center
Clinic last updated 2/21/2013

[Central Care Community Health Center - Riverside -](#)

3315 Delano St.
Houston, TX 77004
713-831-9663
Clinic Type: Federally Qualified Health Center
Clinic last updated 3/29/2013

[Central Care Community Health Center at Acres Home](#)

Houston, TX 77018
281-822-0900
Clinic Type: Federally Qualified Health Center
Clinic last updated 3/29/2013

[Christ Clinic of Katy](#)

5504 First Street
Katy, TX 77493
281-391-0190
Clinic Type: Non-Profit Provider
Clinic last updated 6/27/2013

[CHRISTUS Point of Light Clinic](#)

3828 Hughes Court, Suite 207
Dickinson, TX 77539
281-523-3500
Clinic Type: Non-Profit Provider
Clinic last updated 6/5/2012

[CHRISTUS St. Mary's Clinic](#)

2120 S. Wayside, Suite B
Houston , TX 77023
713-803-1840
Clinic Type: Non-Profit Provider
Clinic last updated 3/29/2013

[Coastal Health & Wellness Galveston](#)

4700 Broadway
Galveston, TX 77550
409-763-7200
Clinic Type: Federally Qualified Health Center
Clinic last updated 2/25/2013

[Coastal Health & Wellness Texas City](#)

9850 C Emmett Lowry Expressway
Texas City, TX 77590
409-938-2234
Clinic Type: Federally Qualified Health Center
Clinic last updated 3/26/2013

[Conroe Regional Medical Center](#)

504 Medical Blvd
Conroe, TX 77304
936-525-3900
Clinic Type: Non-Profit Hospital
Clinic last updated 6/5/2012

[Decker WIC Center](#)

4128 Decker Dr.
Baytown, TX 77521
713-407-5800
Clinic Type: County Clinic
Clinic last updated 6/22/2011

[Deepwater School Based Clinic](#)

305 Glenmore Drive
Pasadena, TX 77503
832-668-8380
Clinic Type: School-Based
Clinic last updated 7/3/2012

[Denver Harbor Clinic Family Clinic](#)

424 Hahlo
Houston, TX 77020
713-674-3326
Clinic Type: Federally Qualified Health Center
Clinic last updated 4/19/2013

[EA Squatty Lyons Health Center](#)

1712 First St.
Humble, TX 77338
281-446-4139
Clinic Type: Hospital District
Clinic last updated 10/9/2012

[El Centro de Corazón - Eastwood Health Center](#)

412 Telephone Rd.
Houston, TX 77023
713-660-1880
Clinic Type: Federally Qualified Health Center
Clinic last updated 3/29/2013

[El Centro de Corazón - John S. Dunn Clinic](#)

7635 Canal St.
Houston, TX 77012
713-660-1880
Clinic Type: Federally Qualified Health Center
Clinic last updated 3/27/2013

[El Centro de Corazón - Magnolia Clinic](#)

7037 Capitol St.
Houston, TX 77011

713-660-1880

Clinic Type: Federally Qualified Health Center

Clinic last updated 3/29/2013

[El Centro de Corazon- Southeast Health Center](#)

5901 Long Dr. Ste, 500

Houston, TX 77087

713-660-1880

Clinic Type: Federally Qualified Health Center

Clinic last updated 3/29/2013

[El Franco Lee Health Center](#)

8901 Boone Road

Houston, TX 77099

281-454-0500

Clinic Type: Hospital District

Clinic last updated 6/6/2012

[Emerald Plaza WIC Center](#)

11509 Veterans Memorial Dr.

Houston, TX 77067

713-407-5800

Clinic Type: County Clinic

Clinic last updated 6/22/2011

[Galveston County Health District](#)

9850-B Emmett F. Lowry Expressway

Texas City, TX 77591

409-938-2291

Clinic Type: County Clinic

Clinic last updated 3/26/2013

[Good Neighbor Health Care Center/ 4th Ward Clinic](#)

190 Heights Blvd.

Houston, TX 77007

713-529-3597

Clinic Type: Federally Qualified Health Center

Clinic last updated 3/12/2013

[Good Neighbor-North](#)

8504 Schuller Road

Houston, TX 77093

713-387-7171

Clinic Type: Federally Qualified Health Center

Clinic last updated 3/29/2013

[Goose Creek School Based Clinic at San Jacinto Elem](#)

2706 Kentucky Street

Baytown, TX 77520

281-420-1351

Clinic Type: School-Based

Clinic last updated 7/3/2012

[Grimes County Community Health Center](#)

1905 Dove Crossing

Navasota, TX 77868

936-825-0000

Clinic Type: Federally Qualified Health Center

Clinic last updated 2/25/2013

[Gulfgate Health Center - HCHD](#)

7550 Office City Drive

Houston, TX 77012

713-495-3700

Clinic Type: Hospital District

Clinic last updated 6/27/2012

[Harris County Hospital District Dental Center](#)

5230 Griggs Rd.

Houston, TX 77021

713-757-0572

Clinic Type: Hospital District

Clinic last updated 6/26/2012

[HCHD-HCHP: Salvation Army Adult Rehabilitation Center](#)

2118 Washington Avenue

Houston, TX 77007
713-869-3551
Clinic Type: Federally Qualified Health
Center
Clinic last updated 8/30/2012

[HCHD-HCHP: Salvation Army Family
Residence](#)

1603 McGowen
Houston, TX 77004
713-650-6530
Clinic Type: Federally Qualified Health
Center
Clinic last updated 8/30/2012

[HCHD-HCHP: Salvation Army Mens'
Shelter](#)

2407 North Main
Houston, TX 77009
713-224-2875
Clinic Type: Federally Qualified Health
Center
Clinic last updated 7/9/2012

[HCHD-HCHP: Star of Hope Mission
Shelter](#)

1811 Ruiz
Houston, TX 77002
713-227-8900
Clinic Type: Federally Qualified Health
Center
Clinic last updated 7/9/2012

[HCHD-HCHP: Star of Hope Women &
Family Shelter](#)

419 Dowling
Houston, TX 77003
713-222-2220
Clinic Type: Federally Qualified Health
Center
Clinic last updated 6/6/2013

[Health Center - Southeast Texas
\(Cleveland\)](#)

401 E. Crockett Street, Suite A
Cleveland, TX 77327
281-592-2224
Clinic Type: Federally Qualified Health
Center
Clinic last updated 8/6/2012

[Health Center - Southeast Texas
\(Shepherd\)](#)

1651 South Byrd Avenue
Shepherd, TX 77371
936-628-1100
Clinic Type: Federally Qualified Health
Center
Clinic last updated 7/25/2012

[Health Care for the Homeless - Houston](#)

2505 Fannin St.
Houston, TX 77002
713-276-3073
Clinic Type: Federally Qualified Health
Center
Clinic last updated 6/6/2013

[HOPE Clinic](#)

7001 Corporate Drive
Houston, TX 77036
713-773-0803
Clinic Type: Federally Qualified Health
Center
Clinic last updated 4/19/2013

[Houston Area Community Services, Inc.](#)

2150 West 18th Street
Houston, TX 77008
713-426-0027
Clinic Type: Federally Qualified Health
Center
Clinic last updated 4/5/2013

[Humble Health Clinic](#)

1730 Humble Place Drive
Humble, TX 77338
281-446-4222

Clinic Type: County Clinic
Clinic last updated 8/30/2012

[Humble WIC Center](#)

8950 Will Clayton Pkwy.
Humble, TX 77338
713-407-5800
Clinic Type: County Clinic
Clinic last updated 6/22/2011

[Ibn Sina Community Clinic, SouthWest Hospital](#)

11226 S. Wilcrest Drive
Houston, TX 77099
281-977-7462
Clinic Type: Non-Profit Provider
Clinic last updated 7/1/2013

[Ibn Sina Community Clinic, Clear Lake](#)

15132 Old Galveston Road
Houston, TX 77598
281-990-7462
Clinic Type: Non-Profit Provider
Clinic last updated 6/27/2013

[Interfaith Community Clinic](#)

101 Pine Manor Drive
Oak Ridge North, TX 77385
281-364-7889
Clinic Type: Non-Profit Provider
Clinic last updated 6/6/2013

[La Nueva Casa de Amigos Health Center](#)

1809 North Main St
Houston , TX 77009
713-547-8000
Clinic Type: City Clinic
Clinic last updated 2/28/2013

[LaPorte Health Clinic](#)

1009 South Broadway
LaPorte, TX 77571

281-471-4202
Clinic Type: County Clinic
Clinic last updated 8/30/2012

[Legacy Community Health Services - Mapleridge](#)

6550 Mapleridge St.
Houston, TX 77081
713-779-7200
Clinic Type: Federally Qualified Health Center
Clinic last updated 3/29/2013

[Legacy Community Health Services @ Lyons Avenue](#)

5602 Lyons Avenue
Houston, TX 77020
713-671-3041
Clinic Type: Federally Qualified Health Center
Clinic last updated 2/25/2013

[Legacy Community Health Services- Baker Ripley](#)

6500 Rookin, Building B, Suite 200
Houston, TX 77074
713-351-7350
Clinic Type: Federally Qualified Health Center
Clinic last updated 3/29/2013

[Legacy Community Health Services- Southwest Clinic](#)

6441 High Star
Houston, TX 77074
713-779-6400
Clinic Type: Federally Qualified Health Center

[Legacy Montrose Clinic](#)

1415 California Street
Houston, TX 77006
713-830-3000
Clinic Type: Federally Qualified Health

Center
Clinic last updated 4/24/2013

[Lesbian Health Initiative of Houston, Inc.](#)

401 Branard
Houston, TX 77006
713-426-3356
Clinic Type: Non-Profit Provider
Clinic last updated 4/22/2013

[Lone Star Family Health Center](#)

605 South Conroe Medical Drive
Conroe, TX 77304
936-539-4004
Clinic Type: Federally Qualified Health Center
Clinic last updated 6/6/2013

[Magnolia Health Center](#)

7037 Capitol St.
Houston, TX 77011
713-928-9800
Clinic Type: City Clinic
Clinic last updated 8/30/2012

[Martin Luther King Jr. Health Center](#)

3550 Swingle Road
Houston, TX 77047
713-547-1000
Clinic Type: Hospital District
Clinic last updated 6/7/2012

[Matagorda Episcopal Health Outreach Program \(MEHOP\)](#)

101 Avenue F, North
Bay City, TX 77414
979-245-2008
Clinic Type: Federally Qualified Health Center
Clinic last updated 3/4/2013

[MD Anderson Cancer Center](#)

1515 Holcombe

Houston, TX 77030
877-632-6789
Clinic Type: Non-Profit Hospital
Clinic last updated 10/10/2012

[MD Anderson Cancer Center - Katy](#)

19770 Kingsland Blvd
Houston, TX 77094
713-563-9600
Clinic Type: Non-Profit Hospital
Clinic last updated 6/7/2012

[MD Anderson Cancer Center - Sugar Land](#)

1327 Lake Pointe Parkway
Sugar Land, TX 77478
281-566-1800
Clinic Type: Non-Profit Hospital
Clinic last updated 6/7/2012

[Memorial Hermann Centers for Schools - Jane Long](#)

6501 Bellaire Blvd.
Houston, TX 77074
713-777-0481
Clinic Type: School-Based
Clinic last updated 8/30/2012

[Memorial Hermann Health Centers for Schools--Hogg](#)

1100 Merrill Street
Houston, TX 77009
713-864-7614
Clinic Type: School-Based
Clinic last updated 8/30/2012

[Memorial Hermann Health Centers for Schools-Lamar](#)

1002 E. Stadium Drive
Rosenberg, TX 77471
281-762-8383
Clinic Type: School-Based
Clinic last updated 8/20/2012

[Memorial Hermann Health Centers for
Schools-Terry](#)

5500 Avenue N
Rosenberg, TX 77471
281-238-0852
Clinic Type: Non-Profit Provider
Clinic last updated 8/16/2012

[Memorial Hermann Health Centers for
Schools-WAVE](#)

1500 Main St.
South Houston, TX 77587
713-946-7461
Clinic Type: School-Based
Clinic last updated 8/30/2012

[Memorial Hermann Health Cntrs for
Schools-Burbank](#)

315 Berry Road
Houston, TX 77022
713-742-8158
Clinic Type: School-Based
Clinic last updated 8/30/2012

[Memorial Hermann Mobile Dental
Program](#)

9301 S.W FRWY
Houston, TX 77074
713-249-4838
Clinic Type: School-Based
Clinic last updated 6/22/2011

[Memorial Hermann Northeast](#)

18960 Memorial North
Humble, TX 77338
281-540-7905
Clinic Type: Non-Profit Hospital
Clinic last updated 8/6/2012

[Memorial Hermann Southeast](#)

11800 Astoria Blvd
Houston, TX 77089
281-929-6100

Clinic Type: Non-Profit Hospital
Clinic last updated 10/10/2012

[Memorial Hermann The Woodlands
Hospital](#)

9250 Pinecroft Dr.
The Woodlands, TX 77380
281-364-2300
Clinic Type: Non-Profit Hospital
Clinic last updated 6/7/2012

[Methodist West Hospital Hospital](#)

18400 Katy Freeway
Houston, TX 77094
832-522-2873
Clinic Type: Non-Profit Hospital
Clinic last updated 3/28/2013

[Monica Lamb Wellness Foundation](#)

5103 Yellowstone
Houston, TX 77021
832-352-5702
Clinic Type: Non-Profit Provider
Clinic last updated 6/7/2012

[Montrose Counseling Center](#)

401 Branard St.
Houston, TX 77006
713-529-0037
Clinic Type: Non-Profit Provider
Clinic last updated 6/7/2012

[Neighborhood Health Center -
Northwest](#)

1800 W. 26th Street, Suite 103
Houston, TX 77008
713-957-8400
Clinic Type: Non-Profit Provider
Clinic last updated 10/9/2012

[Neighborhood Health Center -
Southwest](#)

7600 Beechnut, Suite A

Houston, TX 77074
713-456-4280
Clinic Type: Non-Profit Provider
Clinic last updated 8/30/2012

[Neighborhood Health Center Northeast](#)

9813 Memorial Blvd, Suite H
Humble, TX 77338
281-319-8500
Clinic Type: Non-Profit Provider
Clinic last updated 8/30/2012

[Northside Health Center](#)

8504 Schuller Road
Houston, TX 77093
713-696-5900
Clinic Type: City Clinic
Clinic last updated 9/24/2012

[Northwest Assistance Ministries'
Children's Clinic](#)

15555 Kuykendahl Road
Houston, TX 77090
281-885-4630
Clinic Type: Non-Profit Provider
Clinic last updated 8/30/2012

[Northwest Health Center](#)

1100 W 34th Street
Houston, TX 77018
713-861-3939
Clinic Type: Hospital District
Clinic last updated 6/7/2012

[Pasadena Health Center](#)

908 Southmore
Pasadena, TX 77502
713-554-1091
Clinic Type: Federally Qualified Health
Center
Clinic last updated 2/25/2013

[Pasadena WIC Center](#)

524 Pasadena Blvd. Suite 1005

Pasadena, TX 77506
713-407-5800
Clinic Type: County Clinic
Clinic last updated 6/22/2011

[Patrick Henry School Based Clinic](#)

10702 East Hardy
Houston, TX 77093
713-696-2731
Clinic Type: School-Based
Clinic last updated 7/3/2012

[Pediatric & Adolescent Health Center-
Bear Creek](#)

5870 Highway 6, Ste. 108
Houston, TX 77084
713-873-6860
Clinic Type: Hospital District
Clinic last updated 7/3/2012

[Pediatric & Adolescent Health Center-
Pasadena](#)

3925 Fairmont Parkway
Pasadena, TX 77504
713-873-6300
Clinic Type: Hospital District
Clinic last updated 7/3/2012

[People's Health Center](#)

6630 Demoss
Houston, TX 77074
713-272-2600
Clinic Type: Hospital District
Clinic last updated 7/20/2012

[Planned Parenthood Dickinson Health
Center](#)

3315 Gulf Freeway
Dickinson, TX 77539
713-514-1105
Clinic Type: Non-Profit Provider
Clinic last updated 8/14/2012

[Planned Parenthood FM1960 Health Center](#)

3995 FM1960 West
Houston, TX 77068
281-587-8082
Clinic Type: Non-Profit Provider
Clinic last updated 8/30/2012

[Planned Parenthood Greenspoint Health Center](#)

11834 Airline Dr.
Houston, TX 77037
713-514-1106
Clinic Type: Non-Profit Provider
Clinic last updated 8/30/2012

[Planned Parenthood Northwest Health Center](#)

13169 Northwest Freeway, Suite 115
Houston, TX 77040
713-514-1107
Clinic Type: Non-Profit Provider
Clinic last updated 8/30/2012

[Planned Parenthood Prevention Park](#)

4600 Gulf Freeway
Houston, TX 77023
713-522-3976
Clinic Type: Non-Profit Provider
Clinic last updated 8/30/2012

[Planned Parenthood Rosenberg Health Center](#)

4203 Avenue H, #7
Rosenberg, TX 77471
713-514-1104
Clinic Type: Non-Profit Provider
Clinic last updated 8/14/2012

[Planned Parenthood Southwest Health Center](#)

5800 Bellaire Blvd
Houston, TX 77081
713-541-5372

Clinic Type: Non-Profit Provider
Clinic last updated 8/30/2012

[Planned Parenthood Stafford Health Center](#)

3727 Greenbriar, Suite 118
Stafford, TX 77477
713-514-1100
Clinic Type: Non-Profit Provider
Clinic last updated 8/14/2012

[Quentin Mease Community Hospital](#)

3601 N. MacGregor Way
Houston, TX 77004
713-873-3700
Clinic Type: Hospital District
Clinic last updated 6/7/2012

[Red Oak WIC Center](#)

830 FM 1960 West
Houston, TX 77090
713-407-5800
Clinic Type: County Clinic
Clinic last updated 6/22/2011

[Riverside Health Center](#)

3315 Delano St.
Houston, TX 77004
713-831-9600
Clinic Type: City Clinic
Clinic last updated 8/30/2012

[Robert Carrasco School Based Clinic](#)

1115 Noble
Houston, TX 77009
713-226-2632
Clinic Type: School-Based
Clinic last updated 7/3/2012

[San Jacinto Methodist Hospital](#)

4401 Garth Rd
Baytown, TX 77521
281-420-8600

Clinic Type: Non-Profit Hospital
Clinic last updated 6/7/2012

[San Jose Clinic](#)

2615 Fannin
Houston, TX 77002
713-228-9411
Clinic Type: Non-Profit Provider
Clinic last updated 6/27/2013

[Scarsdale WIC Center](#)

10851 Scarsdale Blvd.
Houston, TX 77089
713-407-5800
Clinic Type: County Clinic
Clinic last updated 6/22/2011

[Settegast Health Center](#)

9105 North Wayside
Houston, TX 77028
713-636-7192
Clinic Type: Hospital District
Clinic last updated 9/5/2012

[Shalom Health Clinic](#)

8121 Broadway Ste 103
Houston, TX 77061
713-900-2750
Clinic Type: Non-Profit Provider
Clinic last updated 6/27/2013

[Sharpstown Health Center](#)

6201 Bonhomme Suite 300 South
Houston, TX 77036
713-780-5600
Clinic Type: City Clinic
Clinic last updated 2/28/2013

[Shaver WIC Center](#)

152 Fairmont Pkwy.
Pasadena, TX 77504
713-407-5800
Clinic Type: County Clinic
Clinic last updated 6/22/2011

[Sheldon School Based Clinic at Sheldon Elementary](#)

17203 1/2 Hall Shepperd
Houston, TX 77049
281-456-5201
Clinic Type: School-Based
Clinic last updated 7/3/2012

[Shifa Abu Bakr Clinic](#)

8830 Old Galveston Road
Houston, TX 77034
713-910-7860
Clinic Type: Non-Profit Provider
Clinic last updated 9/4/2012

[Shifa Al Mustafa Health Services](#)

17250 Coventry Park Drive
Houston, TX 77084
281-712-1574
Clinic Type: Non-Profit Provider
Clinic last updated 9/4/2012

[Shifa Al Salam Clinic](#)

16700 Old Louetta Road
Spring, TX 77379
281-251-2639
Clinic Type: Non-Profit Provider
Clinic last updated 9/4/2012

[Shifa Clinic Houston](#)

10415 Synott Road
Sugar Land, TX 77478
281-561-5767
Clinic Type: Non-Profit Provider
Clinic last updated 8/28/2012

[Smith Clinic](#)

2525-A Holly Hall St.
Houston, TX 77054
713-526-4243
Clinic Type: Hospital District
Clinic last updated 3/1/2013

[Southeast Health Clinic](#)

3737 Red Bluff Rd.
Pasadena, TX 77503
713-740-5000
Clinic Type: County Clinic
Clinic last updated 8/30/2012

[Southeast WIC Center](#)

3737 Red Bluff Road
Pasadena, TX 77503
713-407-5800
Clinic Type: County Clinic
Clinic last updated 6/22/2011

[Southside School Based Behavioral Health Clinic](#)

1721 16th Street
Galena Park, TX 77547
713-676-1475
Clinic Type: School-Based
Clinic last updated 7/3/2012

[Southside School Based Clinic](#)

1721 16th Street
Galena Park, TX 77547
713-671-2461
Clinic Type: School-Based
Clinic last updated 7/3/2012

[Spring Branch Community Health Center](#)

1615 Hillendahl Suite 100
Houston, TX 77055
713-462-6565
Clinic Type: Federally Qualified Health Center
Clinic last updated 4/19/2013

[Spring Branch Community Health Center Pitner Rd Clinic](#)

8575 Pitner Rd.
Houston , TX 77080
713-462-6545
Clinic Type: Federally Qualified Health

Center

Clinic last updated 3/29/2013

[St Vincent's Clinic](#)

2817 Postoffice Street
Galveston , TX 77550
409-765-2219
Clinic Type: Non-Profit Provider
Clinic last updated 3/21/2013

[Stephen F. Austin Community Health Center](#)

1111 W. Adoue Street
Alvin, TX 77511
281-824-1480
Clinic Type: Federally Qualified Health Center
Clinic last updated 2/25/2013

[Strawberry Health Center](#)

927 E. Shaw
Pasadena, TX 77506
713-982-5900
Clinic Type: Hospital District
Clinic last updated 6/25/2012

[Sunnyside Health Center](#)

9314 Cullen St.
Houston, TX 77051
713-732-5000
Clinic Type: City Clinic
Clinic last updated 9/24/2012

[Texas Children's Pediatric Association-Corinthian Pointe](#)

5505 W. Orem Dr. Suite 100
Houston, TX 77085
713-283-1039
Clinic Type: Non-Profit Provider
Clinic last updated 3/25/2013

[Texas Children's Pediatric Associates - Cullen](#)

5751 Blythewood Street

Houston, TX 77021
713-741-4078
Clinic Type: Non-Profit Provider
Clinic last updated 10/25/2012

[Texas Children's Pediatric Associates -
Gulfton](#)

5900 Chimney Rock
Houston, TX 77081
713-661-2951
Clinic Type: Non-Profit Provider
Clinic last updated 8/30/2012

[Texas Children's Pediatric Associates -
Ripley](#)

4410 Navigation Boulevard
Houston, TX 77011
713-547-8282
Clinic Type: Non-Profit Provider
Clinic last updated 8/30/2012

[Texas Children's Pediatrics-AAMA](#)

6001 Gulf Freeway Suite C-2
Houston, TX 77023
713-514-8060
Clinic Type: Non-Profit Provider
Clinic last updated 8/30/2012

[The Rose Galleria](#)

5420 West Loop South
Bellaire, TX 77401
713-668-2996
Clinic Type: Non-Profit Provider
Clinic last updated 9/12/2012

[The Rose Southeast](#)

12700 N. Featherwood
Houston, TX 77034
281-484-4708
Clinic Type: Non-Profit Provider
Clinic last updated 6/14/2012

[The University of Texas Medical Branch](#)

301 University Blvd.
Galveston, TX 77555
409-747-4952
Clinic Type: Non-Profit Hospital
Clinic last updated 6/7/2012

[Thomas Street Health Center](#)

2015 Thomas Street
Houston, TX 77009
713-873-4000
Clinic Type: Hospital District
Clinic last updated 7/9/2012

[TOMAGWA Health Care Ministries](#)

455 School Street
Tomball, TX 77375
281-357-0747
Clinic Type: Non-Profit Provider
Clinic last updated 6/27/2013

[Tomball WIC Center](#)

701 E. Main Street
Tomball, TX 77375
713-407-5800
Clinic Type: County Clinic
Clinic last updated 6/22/2011

[UTMB Angleton RMCHP Clinic](#)

1108 A. East Mulberry
Angleton, TX 77515
979-849-0692
Clinic Type: Non-Profit Hospital
Clinic last updated 8/13/2012

[UTMB Breast Health and Imaging Center](#)

2240 Gulf Freeway South
League City, TX 77573
832-505-1700
Clinic Type: Non-Profit Hospital
Clinic last updated 6/7/2012

[UTMB Cancer Center - Dickinson Clinic](#)

2401 West FM 646

Dickinson, TX 77539
281-534-8380
Clinic Type: Non-Profit Provider
Clinic last updated 6/8/2012

[UTMB Conroe RMCHP Clinic](#)

701 East Davis, Suite A
Conroe, TX 77301
936-525-2800
Clinic Type: Non-Profit Hospital
Clinic last updated 8/13/2012

[UTMB Dickinson RMCHP](#)

3828 Hughes Court
Dickinson, TX 77539
281-614-1256
Clinic Type: Non-Profit Provider
Clinic last updated 8/28/2012

[UTMB Family Medicine, Island West](#)

6710 Stewart Rd.
Galveston, TX 77551
409-744-4030
Clinic Type: Non-Profit Provider
Clinic last updated 8/13/2012

[UTMB Galveston RMCHP](#)

7th Floor UHC Bldg - 301 University Blvd
Galveston, TX 77555
409-747-4952
Clinic Type: Non-Profit Hospital
Clinic last updated 10/10/2012

[UTMB Katy RMCHP Clinic](#)

511 Park Grove Drive
Katy, TX 77450
281-398-7001
Clinic Type: Non-Profit Hospital
Clinic last updated 8/27/2012

[UTMB New Caney RMCHP Clinic](#)

21134 US Hwy 59, Ste. I
New Caney, TX 77357
281-577-8966

Clinic Type: Non-Profit Hospital
Clinic last updated 8/13/2012

[UTMB Pasadena RMCHP](#)

3737 Red Bluff, Suite 150
Pasadena, TX 77503
713-473-5180
Clinic Type: Non-Profit Hospital
Clinic last updated 10/10/2012

[UTMB Pearland RMCHP Clinic](#)

2750 East Broadway
Pearland, TX 77581
281-485-3220
Clinic Type: Non-Profit Hospital
Clinic last updated 6/7/2012

[UTMB Pediatric and Adult Primary Care, Friendswood](#)

128 W Parkwood
Friendswood, TX 77546
281-482-5695
Clinic Type: Non-Profit Provider
Clinic last updated 8/13/2012

[UTMB Pediatric and Adult Primary Care, League City](#)

6465 South Shore Blvd
League City, TX 77573
281-538-7735
Clinic Type: Non-Profit Provider
Clinic last updated 6/7/2012

[UTMB Sugar Land RMCHP Clinic](#)

14823 Southwest Fwy
Sugar Land, TX 77478
713-234-3100
Clinic Type: Non-Profit Hospital
Clinic last updated 8/13/2012

[UTMB Texas City RMCHP](#)

9300 EF Lowry Expressway
Texas City, TX 77591
409-986-9686

Clinic Type: Non-Profit Provider
Clinic last updated 8/28/2012

[UTMB Women's Specialty Care at Bay
Colony & University Fertility Center](#)

1804 FM 646
League City, TX 77539
281-534-6414
Clinic Type: Non-Profit Provider
Clinic last updated 8/13/2012

[UTMB Women's Specialty Care, Nassau
Bay](#)

2060 Space Park Dr.
Houston, TX 77058
281-333-2744
Clinic Type: Non-Profit Provider
Clinic last updated 8/13/2012

[Vaccine Center for Adults and Travelers](#)

8000 North Stadium Dr.; 1st Floor
Houston, TX 77054
832-393-5174
Clinic Type: City Clinic
Clinic last updated 6/20/2012

[Webster Health Clinic](#)

311 Pennsylvania , Suite 200
Webster , TX 77598
281-338-0637
Clinic Type: County Clinic
Clinic last updated 6/7/2012

Health Outcomes				
Focus Area	Measure	Weight	Source	Year(s)
Mortality (50%)	Premature death (years of potential life lost before age 75 per 100,000 pop)	50%	National Center for Health Statistics	2008-2010
Morbidity (50%)	Poor or fair health (percent of adults reporting fair or poor health)	10%	Behavioral Risk Factor Surveillance System	2005-2011
	Poor physical health days (average number in past 30 days)	10%	Behavioral Risk Factor Surveillance System	2005-2011
	Poor mental health days (average number in past 30 days)	10%	Behavioral Risk Factor Surveillance System	2005-2011
	Low birthweight (percent of live births with weight < 2500 grams)	20%	National Center for Health Statistics	2004-2010

Health Behaviors (30%)				
Focus Area	Measure	Weight	Source	Year(s)
Tobacco use (10%)	Adult smoking (percent of adults that smoke)	10%	Behavioral Risk Factor Surveillance System	2005-2011
Diet and exercise (10%)	Adult obesity (percent of adults that report a BMI \geq 30)	7.5%	National Center for Chronic Disease Prevention and Health Promotion, Division of Diabetes Translation	2009
	Physical inactivity (percent of adults that report no leisure time physical activity)	2.5%	National Center for Chronic Disease Prevention and Health Promotion, Division of Diabetes Translation	2009
Alcohol use (5%)	Excessive drinking (percent of adults who report heavy or binge drinking)	2.5%	Behavioral Risk Factor Surveillance System	2005-2011
	Motor vehicle crash deaths per 100,000 population	2.5%	National Center for Health Statistics	2004-2010

Sexual activity (5%)	Sexually transmitted infections (chlamydia rate per 100,000 population)	2.5%	National Center for HIV/AIDS, Viral Hepatitis, STD, and TB Prevention	2010
	Teen birth rate (per 1,000 females ages 15-19)	2.5%	National Center for Health Statistics	2004-2010

Clinical Care (20%)				
Focus Area	Measure	Weight	Source	Year(s)
Access to care (10%)	Uninsured (percent of population < age 65 without health insurance)	5%	Small Area Health Insurance Estimates	2010
	Ratio of population to primary care physicians	3%	HRSA Area Resource File	2011-2012
	Ratio of population to dentists	2%	HRSA Area Resource File	2011-2012
Quality of care (10%)	Preventable hospital stays (rate per 1,000 Medicare enrollees)	5%	Dartmouth Atlas of Health Care	2010
	Diabetic screening (percent of diabetics that receive HbA1c screening)	2.5%	Dartmouth Atlas of Health Care	2010
	Mammography screening (percent of females that receive screening)	2.5%	Dartmouth Atlas of Health Care	2010

Social and Economic Environment (40%)				
Focus Area	Measure	Weight	Source	Year(s)
Education (10%)	High school graduation (percent of ninth grade cohort that graduates in 4 years)	5%	State sources and the National Center for Education Statistics	Varies by state
	Some college (Percent of adults aged 25-44 years with some post-secondary education)	5%	American Community Survey, 5-year estimates	2007-2011
Employment (10%)	Unemployment rate (percent of population age 16+ unemployed)	10%	Bureau of Labor Statistics	2011

Income (10%)	Children in poverty (percent of children under age 18 in poverty)	10%	Small Area Income and Poverty Estimates	2011
Family and social support (5%)	Inadequate social support (percent of adults without social/emotional support)	2.5%	Behavioral Risk Factor Surveillance System	2005-2010
	Percent of children that live in single-parent household	2.5%	American Community Survey, 5-year estimates	2007-2011
Community safety (5%)	Violent crime rate per 100,000 population	5%	Uniform Crime Reporting, Federal Bureau of Investigation <i>State data sources for Illinois</i>	2008-2010

Physical Environment (10%)				
Focus Area	Measure	Weight	Source	Year(s)
Environmental quality (4%)	Daily fine particulate matter (average daily measure in micrograms per cubic meter)	2%	CDC WONDER Environmental data <i>Data not available for Alaska and Hawaii</i>	2008
	Drinking water safety (percent of population exposed to water exceeding a violation limit in the past year)	2%	Safe Drinking Water Information System	FY 2012
Built environment (6%)	Access to recreational facilities (rate per 100,000 population)	2%	County Business Patterns	2010
	Limited access to health foods (percent of population who lives in poverty and more than 1 or 10 miles from a grocery store)	2%	USDA Food Environment Atlas	2012
	Fast food restaurants (percent of all restaurants that are fast food)	2%	County Business Patterns	2010



2013 National Benchmarks

Total # of counties/county equivalents in US – 3,143

Total # of unranked counties in 2013 - 90

Total # of ranked counties in 2013 – 3,053

Category	Focus Area	Measure	Missing Counties (out of 3053)	Minimum	Maximum	Average	Standard Deviation	10th Percentile	Median	90th Percentile	National Benchmark
Outcomes	Mortality	Premature death	0	2,153	24,668	8,025	2,417	5,317	7,714	11,045	5,317
	Morbidity	Poor or fair health (%)	357	2	41	17	6	10	16	24	10
	Morbidity	Poor physical health days	204	0.7	8.5	3.8	1.0	2.6	3.7	5.1	2.6
	Morbidity	Poor mental health days	240	0.7	7.5	3.4	1.0	2.3	3.4	4.7	2.3
	Morbidity	Low birthweight (%)	134	3.4	17.5	8.3	2.0	6.0	7.9	11.1	6.0
Health Behaviors	Smoking	Adult smoking (%)	556	0	48	21	6	13	21	28	13
	Diet and Exercise	Adult obesity (%)	0	14	48	30	4	25	31	35	25
	Diet and Exercise	Physical inactivity (%)	0	10	44	28	5	21	28	34	21
	Alcohol Use	Excessive drinking (%)	467	0	37	15	6	7	15	22	7
	Alcohol Use	Motor vehicle crash death rate	280	3	111	22	10	10	20	36	10
	Sexual Activity	Sexually transmitted infections	6	0	2,813	315	271	92	236	646	92
	Sexual Activity	Teen birth rate	100	4	130	46	20	21	44	72	21
Clinical Care	Access to Care	Primary care physicians	122	218:1	17,377	2,596:1	2,114:1	1,067:1	1,963:1	4,822:1	1,067:1
	Access to Care	Uninsured (%)	0	4	41	18	5	11	18	26	11
	Access to Care	Dentists	152	348:1	35,544:1	3,630:1	2,735:1	1,516:1	2,868:1	6,634:1	1,516:1
	Quality of Care	Diabetic screening* (%)	12	17	100	84	7	76	85	90	90
	Quality of Care	Mammography screening* (%)	31	30	95	63	8	52	64	73	73
	Quality of Care	Preventable hospital stays	52	20	342	79	31	47	73	115	47
Social & Economic Factors	Education	High school graduation* (%)	13	1	100	82	10	70	84	93	82
	Education	Some college* (%)	0	18	90	54	12	39	54	70	54
	Employment	Unemployment (%)	0	1.1	29.7	8.7	2.9	5.0	8.4	12.3	5.0
	Income	Children in poverty (%)	0	3	62	25	9	14	24	37	14
	Family & Social Support	Children in single-parent household (%)	2	2	75	31	10	20	30	44	20
	Family & Social Support	Inadequate social support (%)	622	0	57	19	5	14	19	26	14
Physical Environment	Community Safety	Violent crime rate	151	0	2,062	274	226	66	215	562	66
	Environmental Quality	Daily fine particulate matter**	29	6	15	11	2	9	11	13	8.8
	Environmental Quality	Drinking water safety (%)	52	0	100	9	20	0	0	31	0
	Built Environment	Access to recreational facilities*	0	0.0	62.4	7.6	7.4	0.0	6.9	15.8	16
	Built Environment	Fast food restaurants (%)	98	7	100	45	14	27	47	60	27
	Built Environment	Limited access to healthy foods (%)	0	0	72	8	7	1	6	15	1

* Reverse-coded measures, the national benchmark is the 90th percentile. For all other measures, the national benchmark is the 10th percentile.

** No data were available for these measures for Alaska and Hawaii.

County Health Rankings & Roadmaps is a collaboration between the Robert Wood Johnson Foundation and the University of Wisconsin Population Health Institute.



UNIVERSITY OF WISCONSIN
Population Health Institute
Translating Research for Policy and Practice

SOURCES

-
- ¹ United States Census Bureau, *Texas Cities Lead Nation in Population Growth*; <http://www.census.gov/newsroom/releases/archives/population/cb13-94.html>
- ² Texas Department of State Health Service, Health Service Regions 6 and 5 South; <http://www.dshs.state.tx.us/region6-5/>
- ³ Texas Department of State Health Service, Center for Health Statistics, 2009 *Fort Bend County Health Fact Profile*; <http://www.dshs.state.tx.us/chs/cfs/Texas-Health-Facts-Profiles.doc>
- ⁴ Texas Department of State Health Service, Center for Health Statistics, 2009 *Harris County Health Fact Profile*; <http://www.dshs.state.tx.us/chs/cfs/Texas-Health-Facts-Profiles.doc>
- ⁵ Texas Department of State Health Service, Center for Health Statistics, 2009 *Waller County Health Fact Profile*; <http://www.dshs.state.tx.us/chs/cfs/Texas-Health-Facts-Profiles.doc>
- ⁶ Truven Health Analytics. *Truven Market Planner Plus*. Accessible at <http://truvenhealth.com/>
- ⁷ Rice University, Kinder Institute for Urban Research, Emerson, M. O., Bratter, J., Howell, J., Jeanty, P. W., & Cline, M. (n.d.). *Houston Region Grows More Racially/Ethnically Diverse, With Small Declines in Segregation. A Joint Report Analyzing Census Data from 1990, 2000, and 2010.*
- ⁸ Truven Health Analytics. *Truven Market Planner Plus*. Accessible at <http://truvenhealth.com/>
- ⁹ U.S. Census Bureau, Population Division, *Table 1. Intercensal Estimates of the Resident Population for Counties of Texas: April 1, 2000 to July 1, 2010 (CO-EST00INT-01-48)*; September 2011
- ¹⁰ U.S. Census Bureau, *Brazoria County quick facts*. Retrieved June 12, 213 from U.S. Census Website: <http://quickfacts.census.gov/qfd/states/48000.html>
- ¹¹ U.S. Census Bureau, *Chambers County quick facts*. Retrieved June 12, 213 from U.S. Census Website: <http://quickfacts.census.gov/qfd/states/48000.html>
- ¹² U.S. Census Bureau, *Fort Bend County quick facts*. Retrieved June 12, 213 from U.S. Census Website: <http://quickfacts.census.gov/qfd/states/48000.html>
- ¹³ U.S. Census Bureau, *Galveston County quick facts*. Retrieved June 12, 213 from U.S. Census Website: <http://quickfacts.census.gov/qfd/states/48000.html>
- ¹⁴ U.S. Census Bureau, *Harris County quick facts*. Retrieved June 12, 213 from U.S. Census Website: <http://quickfacts.census.gov/qfd/states/48000.html>
- ¹⁵ U.S. Census Bureau, *Liberty County quick facts*. Retrieved June 12, 213 from U.S. Census Website: <http://quickfacts.census.gov/qfd/states/48000.html>
- ¹⁶ U.S. Census Bureau, *Montgomery County quick facts*. Retrieved June 12, 213 from U.S. Census Website: <http://quickfacts.census.gov/qfd/states/48000.html>

¹⁷ U.S. Census Bureau, *Waller County quick facts*. Retrieved June 12, 213 from U.S. Census Website: <http://quickfacts.census.gov/qfd/states/48000.html>

¹⁸ U.S. Census Bureau, *Texas quick facts*. Retrieved June 12, 213 from U.S. Census Website: <http://quickfacts.census.gov/qfd/states/48000.html>

¹⁹ Truven Health Analytics. *Truven Market Planner Plus*. Accessible at <http://truvenhealth.com/>

²⁰ Truven Health Analytics. *Truven Market Planner Plus*. Accessible at <http://truvenhealth.com/>

²¹ Truven Health Analytics. *Truven Market Planner Plus*. Accessible at <http://truvenhealth.com/>

²² Truven Health Analytics. *Truven Market Planner Plus*. Accessible at <http://truvenhealth.com/>

²³ Truven Health Analytics. *Truven Market Planner Plus*. Accessible at <http://truvenhealth.com/>

²⁴ Truven Health Analytics. *Truven Market Planner Plus*. Accessible at <http://truvenhealth.com/>

²⁵ Texas Department of State Health Service, Center for Health Statistics, 2009 *Houston-Baytown-Sugar Land Metropolitan Statistical Area Health Fact Profile*; <http://www.dshs.state.tx.us/chs/cfs/Texas-Health-Facts-Profiles.doc>

²⁶ Texas Department of State Health Service, Center for Health Statistics, 2009 *Texas State Health Fact Profile*; <http://www.dshs.state.tx.us/chs/cfs/Texas-Health-Facts-Profiles.doc>

²⁷ Texas Department of State Health Service, Center for Health Statistics, 2009 *Health Service Region 6/5S Health Fact Profile*; <http://www.dshs.state.tx.us/chs/cfs/Texas-Health-Facts-Profiles.doc>

²⁸ Texas Department of State Health Service, Center for Health Statistics, 2009 *Brazoria County Health Fact Profile*; <http://www.dshs.state.tx.us/chs/cfs/Texas-Health-Facts-Profiles.doc>

²⁹ Texas Department of State Health Service, Center for Health Statistics, 2009 *Chambers County Health Fact Profile*; <http://www.dshs.state.tx.us/chs/cfs/Texas-Health-Facts-Profiles.doc>

³⁰ Texas Department of State Health Service, Center for Health Statistics, 2009 *Fort Bend County Health Fact Profile*; <http://www.dshs.state.tx.us/chs/cfs/Texas-Health-Facts-Profiles.doc>

³¹ Texas Department of State Health Service, Center for Health Statistics, 2009 *Galveston County Health Fact Profile*; <http://www.dshs.state.tx.us/chs/cfs/Texas-Health-Facts-Profiles.doc>

³² Texas Department of State Health Service, Center for Health Statistics, 2009 *Harris County Health Fact Profile*; <http://www.dshs.state.tx.us/chs/cfs/Texas-Health-Facts-Profiles.doc>

³³ Texas Department of State Health Service, Center for Health Statistics, 2009 *Liberty County Health Fact Profile*; <http://www.dshs.state.tx.us/chs/cfs/Texas-Health-Facts-Profiles.doc>

³⁴ Texas Department of State Health Service, Center for Health Statistics, 2009 *Montgomery County Health Fact Profile*; <http://www.dshs.state.tx.us/chs/cfs/Texas-Health-Facts-Profiles.doc>

- ³⁵ Texas Department of State Health Service, Center for Health Statistics, 2009 *Waller County Health Fact Profile*; <http://www.dshs.state.tx.us/chs/cfs/Texas-Health-Facts-Profiles.doc>
- ³⁶ Texas Department of State Health Service, Center for Health Statistics, 2009 *Harris County Health Fact Profile*; <http://www.dshs.state.tx.us/chs/cfs/Texas-Health-Facts-Profiles.doc>
- ³⁷ Texas Department of State Health Service, Center for Health Statistics, 2009 *Waller County Health Fact Profile*; <http://www.dshs.state.tx.us/chs/cfs/Texas-Health-Facts-Profiles.doc>
- ³⁸ Texas Department of State Health Services. (n.d.). *The Health Status of Texas 2011* (Texas Department of State Health Services, Author). Texas Department of State Health Services.
- ³⁹ Harris County Health Care Alliance. (2012). *The State of Health of Houston/Harris County 2012* (B. Nichols, Ed.). Houston, Tx: Harris County Health Care Alliance.
- ⁴⁰ Centers for Disease Control and Prevention (CDC). [2011] *Behavioral Risk Factor Surveillance System Survey Data*. Atlanta, Georgia: U.S. Department of Health and Human Services, Centers for Disease Control and Prevention [June-August 2013]
- ⁴¹ The University of Texas Medical Branch at Galveston; *Regional Health Care Partnership (RHP) Plan for RHP 2 HHSC Plan Review Resubmission – March 1, 2013* (2012, March). Galveston, TX:.
- ⁴² Regional Health Care Partnership 3; *Regional Health Care Partnership (RHP) Plan: Region # 3 / Southeast Texas Regional Health Care Planning Pass 1, 2 & 3* (2013) (B. Cloyd & N. Lievsay, Comps.). (n.d.).
- ⁴³ Texas Department of State Health Service, Center for Health Statistics, 2009 *Fort Bend County Health Fact Profile*; <http://www.dshs.state.tx.us/chs/cfs/Texas-Health-Facts-Profiles.doc>
- ⁴⁴ Texas Department of State Health Service, Center for Health Statistics, 2009 *Harris County Health Fact Profile*; <http://www.dshs.state.tx.us/chs/cfs/Texas-Health-Facts-Profiles.doc>
- ⁴⁵ Texas Department of State Health Service, Center for Health Statistics, 2009 *Waller County Health Fact Profile*; <http://www.dshs.state.tx.us/chs/cfs/Texas-Health-Facts-Profiles.doc>
- ⁴⁶ Texas Department of State Health Service, Center for Health Statistics, 2009 *Texas Health Fact Profile*; <http://www.dshs.state.tx.us/chs/cfs/Texas-Health-Facts-Profiles.doc>
- ⁴⁷ Texas Department of State Health Service, Center for Health Statistics, 2009 *Waller County Health Fact Profile*; <http://www.dshs.state.tx.us/chs/cfs/Texas-Health-Facts-Profiles.doc>
- ⁴⁸ Edwards, C. (2013, August 6). [Personal interview by B. Herrera]. Community Health Needs Assessment Survey for Houston Methodist System Hospitals.
- ⁴⁹ Vasquez, M. (2013, July 23). [Personal interview by B. Herrera]. Community Health Needs Assessment Survey for Houston Methodist System Hospitals.
- ⁵⁰ Centers for Disease Control and Prevention (CDC); [2011] *Behavioral Risk Factor Surveillance System Survey Data*; Atlanta, Georgia: U.S. Department of Health and Human Services, Centers for Disease Control and Prevention [June-August 2013]

⁵¹ The University of Texas School of Public Health, Institute for Health Policy, *Health of Houston Survey 2010: A First Look*. Houston, TX.

⁵² Harris County Health Care Alliance. (2012). *The State of Health of Houston/Harris County 2012* (B. Nichols, Ed.). Houston, Tx: Harris County Health Care Alliance.

⁵³ Texas Department of State Health Service, Center for Health Statistics, *2009 Harris County Health Fact Profile*; <http://www.dshs.state.tx.us/chs/cfs/Texas-Health-Facts-Profiles.doc>

⁵⁴ Texas Department of State Health Service, Center for Health Statistics, *2009 Waller County Health Fact Profile*; <http://www.dshs.state.tx.us/chs/cfs/Texas-Health-Facts-Profiles.doc>

⁵⁵ Regional Health Care Partnership 3; *Regional Health Care Partnership (RHP) Plan: Region # 3 / Southeast Texas Regional Health Care Planning Pass 1, 2 & 3* (2013) (B. Cloyd & N. Lievsay, Comps.). (n.d.).

⁵⁶ Regional Health Care Partnership 3; *Regional Health Care Partnership (RHP) Plan: Region # 3 / Southeast Texas Regional Health Care Planning Pass 1, 2 & 3* (2013) (B. Cloyd & N. Lievsay, Comps.). (n.d.).

⁵⁷ Regional Health Care Partnership 3; *Regional Health Care Partnership (RHP) Plan: Region # 3 / Southeast Texas Regional Health Care Planning Pass 1, 2 & 3* (2013) (B. Cloyd & N. Lievsay, Comps.). (n.d.).

⁵⁸ Ku, L., Levy, A., & Bruen, B. (2012). *Potential Primary Care Crisis in Texas: A County- Based Analysis*. Center for Health Policy Research School of Public Health and Health Services George Washington University.

⁵⁹ Ku, L., Levy, A., & Bruen, B. (2012). *Potential Primary Care Crisis in Texas: A County- Based Analysis*. Center for Health Policy Research School of Public Health and Health Services George Washington University.

⁶⁰ Denney, J. (2013, June 25). [Personal interview by B. Herrera]. Community Health Needs Assessment Interview for Houston Methodist System Hospitals.

⁶¹ Linder, S. (2013, June 24). [Personal interview by B. Herrera]. Community Health Needs Assessment Interview for Houston Methodist System Hospitals.

⁶² Texas Department of State Health Service, Center for Health Statistics, *2009 Harris County Health Fact Profile*; <http://www.dshs.state.tx.us/chs/cfs/Texas-Health-Facts-Profiles.doc>

⁶³ Texas Department of State Health Service, Center for Health Statistics, *2009 Waller County Health Fact Profile*; <http://www.dshs.state.tx.us/chs/cfs/Texas-Health-Facts-Profiles.doc>

⁶⁴ Texas Department of State Health Service, Center for Health Statistics, *2009 Harris County Health Fact Profile*; <http://www.dshs.state.tx.us/chs/cfs/Texas-Health-Facts-Profiles.doc>

⁶⁵ Texas Department of State Health Service, Center for Health Statistics, *2009 Waller County Health Fact Profile*; <http://www.dshs.state.tx.us/chs/cfs/Texas-Health-Facts-Profiles.doc>

⁶⁶ Texas Department of State Health Service, Center for Health Statistics, *2009 Harris County Health Fact Profile*; <http://www.dshs.state.tx.us/chs/cfs/Texas-Health-Facts-Profiles.doc>

⁶⁷ Texas Department of State Health Service, Center for Health Statistics, 2009 *Waller County Health Fact Profile*; <http://www.dshs.state.tx.us/chs/cfs/Texas-Health-Facts-Profiles.doc>

⁶⁸ Texas Department of State Health Service, Center for Health Statistics, 2009 *Harris County Health Fact Profile*; <http://www.dshs.state.tx.us/chs/cfs/Texas-Health-Facts-Profiles.doc>

⁶⁹ Texas Department of State Health Service, Center for Health Statistics, 2009 *Waller County Health Fact Profile*; <http://www.dshs.state.tx.us/chs/cfs/Texas-Health-Facts-Profiles.doc>

⁷⁰ Texas Department of State Health Service, Center for Health Statistics, 2009 *Harris County Health Fact Profile*; <http://www.dshs.state.tx.us/chs/cfs/Texas-Health-Facts-Profiles.doc>

⁷¹ Texas Department of State Health Service, Center for Health Statistics, 2009 *Waller County Health Fact Profile*; <http://www.dshs.state.tx.us/chs/cfs/Texas-Health-Facts-Profiles.doc>

⁷² Texas Department of State Health Service, Center for Health Statistics, 2009 *Harris County Health Fact Profile*; <http://www.dshs.state.tx.us/chs/cfs/Texas-Health-Facts-Profiles.doc>

⁷³ Texas Department of State Health Service, Center for Health Statistics, 2009 *Waller County Health Fact Profile*; <http://www.dshs.state.tx.us/chs/cfs/Texas-Health-Facts-Profiles.doc>

⁷⁴ Texas Department of State Health Service, Center for Health Statistics, 2009 *Health Service Region 6/5S Health Fact Profile*; <http://www.dshs.state.tx.us/chs/cfs/Texas-Health-Facts-Profiles.doc>

⁷⁵ Texas Department of State Health Service, Center for Health Statistics, 2009 *Texas Health Fact Profile*; <http://www.dshs.state.tx.us/chs/cfs/Texas-Health-Facts-Profiles.doc>

⁷⁶ The University of Texas School of Public Health, Institute for Health Policy, *Health of Houston Survey 2010: A First Look*. Houston, TX.

⁷⁷ The University of Texas School of Public Health, Institute for Health Policy, *Health of Houston Survey 2010: A First Look*. Houston, TX.

⁷⁸ The University of Texas School of Public Health, Institute for Health Policy, *Health of Houston Survey 2010: A First Look*. Houston, TX.

⁷⁹ Centers for Disease Control and Prevention (CDC). [2011]*Behavioral Risk Factor Surveillance System Survey Data*. Atlanta, Georgia: U.S. Department of Health and Human Services, Centers for Disease Control and Prevention [June-August 2013]

⁸⁰ Centers for Disease Control and Prevention (CDC). [2011]*Behavioral Risk Factor Surveillance System Survey Data*. Atlanta, Georgia: U.S. Department of Health and Human Services, Centers for Disease Control and Prevention [June-August 2013]

⁸¹ Centers for Disease Control and Prevention (CDC). [2011]*Behavioral Risk Factor Surveillance System Survey Data*. Atlanta, Georgia: U.S. Department of Health and Human Services, Centers for Disease Control and Prevention [June-August 2013]

⁸² Caldwell, K. (2013, July 15). [Personal interview by B. Herrera]. Community Health Needs Assessment Survey for Houston Methodist System Hospitals.

⁸³ Chen, S. (2013, July 22). [Personal interview by B. Herrera]. Community Health Needs Assessment Survey

for Houston Methodist System Hospitals.

⁸⁴ Edwards, C. (2013, August 6). [Personal interview by B. Herrera]. Community Health Needs Assessment Survey for Houston Methodist System Hospitals.

⁸⁵ Isbell, F. (2013, July). [Personal interview by B. Herrera]. Community Health Needs Assessment Survey for Houston Methodist System Hospitals.

⁸⁶ Lewis, P. (2013, July 17). [Personal interview by B. Herrera]. Community Health Needs Assessment Survey for Houston Methodist System Hospitals.

⁸⁷ Linder, S. (2013, June 24). [Personal interview by B. Herrera]. Community Health Needs Assessment Interview for Houston Methodist System Hospitals.

⁸⁸ Montez, D. (2013, July 22). [Personal interview by B. Herrera]. Community Health Needs Assessment Survey for Houston Methodist System Hospitals.

⁸⁹ Vasquez, M. (2013, July 23). [Personal interview by B. Herrera]. Community Health Needs Assessment Survey for Houston Methodist System Hospitals.

⁹⁰ Linder, S. (2013, June 24). [Personal interview by B. Herrera]. Community Health Needs Assessment Interview for Houston Methodist System Hospitals.

⁹¹ Fouladi, N., Begley, C., & Rowan, P. (n.d.). *Safety Net Key Informant Study (2011/2012)*. Unpublished manuscript, The University of Texas Health Science Center, Houston, TX.

⁹² Linder, S. (2013, June 24). [Personal interview by B. Herrera]. Community Health Needs Assessment Interview for Houston Methodist System Hospitals.

⁹³ Caldwell, K. (2013, July 15). [Personal interview by B. Herrera]. Community Health Needs Assessment Survey for Houston Methodist System Hospitals.

⁹⁴ Montez, D. (2013, July 22). [Personal interview by B. Herrera]. Community Health Needs Assessment Survey for Houston Methodist System Hospitals.

⁹⁵ Centers for Disease Control and Prevention (CDC). [2011] *Behavioral Risk Factor Surveillance System Survey Data*. Atlanta, Georgia: U.S. Department of Health and Human Services, Centers for Disease Control and Prevention [June-August 2013]

⁹⁶ Texas Department of State Health Service, Center for Health Statistics, 2009 *Fort Bend County Health Fact Profile*; <http://www.dshs.state.tx.us/chs/cfs/Texas-Health-Facts-Profiles.doc>

⁹⁷ Texas Department of State Health Service, Center for Health Statistics, 2009 *Harris County Health Fact Profile*; <http://www.dshs.state.tx.us/chs/cfs/Texas-Health-Facts-Profiles.doc>

⁹⁸ Texas Department of State Health Service, Center for Health Statistics, 2009 *Waller County Health Fact Profile*; <http://www.dshs.state.tx.us/chs/cfs/Texas-Health-Facts-Profiles.doc>

⁹⁹ Centers for Disease Control and Prevention (CDC). [2011] Youth Risk Behavior Survey. Available at: www.cdc.gov/yrbs. [June-August 2013].

¹⁰⁰ Texas Department of State Health Service, Center for Health Statistics, 2009 *Harris County Health Fact Profile*; <http://www.dshs.state.tx.us/chs/cfs/Texas-Health-Facts-Profiles.doc>

¹⁰¹ Texas Department of State Health Service, Center for Health Statistics, 2009 *Waller County Health Fact Profile*; <http://www.dshs.state.tx.us/chs/cfs/Texas-Health-Facts-Profiles.doc>

¹⁰² Texas Department of State Health Service, Center for Health Statistics, 2009 *Harris County Health Fact Profile*; <http://www.dshs.state.tx.us/chs/cfs/Texas-Health-Facts-Profiles.doc>

¹⁰³ Texas Department of State Health Service, Center for Health Statistics, 2009 *Waller County Health Fact Profile*; <http://www.dshs.state.tx.us/chs/cfs/Texas-Health-Facts-Profiles.doc>

¹⁰⁴ Texas Department of State Health Service, Center for Health Statistics, 2009 *Texas Health Fact Profile*; <http://www.dshs.state.tx.us/chs/cfs/Texas-Health-Facts-Profiles.doc>

¹⁰⁵ Texas Department of State Health Service, Center for Health Statistics, 2009 *Harris County Health Fact Profile*; <http://www.dshs.state.tx.us/chs/cfs/Texas-Health-Facts-Profiles.doc>

¹⁰⁶ Texas Department of State Health Service, Center for Health Statistics, 2009 *Waller County Health Fact Profile*; <http://www.dshs.state.tx.us/chs/cfs/Texas-Health-Facts-Profiles.doc>

¹⁰⁷ Centers for Disease Control and Prevention (CDC). [2011] *Behavioral Risk Factor Surveillance System Survey Data*. Atlanta, Georgia: U.S. Department of Health and Human Services, Centers for Disease Control and Prevention [June-August 2013]

¹⁰⁸ Fouladi, N., Begley, C., & Rowan, P. (n.d.). *Safety Net Key Informant Study (2011/2012)*. Unpublished manuscript, The University of Texas Health Science Center, Houston, TX.

¹⁰⁹ Regional Health Care Partnership 3; *Regional Health Care Partnership (RHP) Plan: Region # 3 / Southeast Texas Regional Health Care Planning Pass 1, 2 & 3 (2013)* (B. Cloyd & N. Lievsay, Comps.). (n.d.).

¹¹⁰ Caldwell, K. (2013, July 15). [Personal interview by B. Herrera]. Community Health Needs Assessment Survey for Houston Methodist System Hospitals.

¹¹¹ Chen, S. (2013, July 22). [Personal interview by B. Herrera]. Community Health Needs Assessment Survey for Houston Methodist System Hospitals.

¹¹² Caldwell, K. (2013, July 15). [Personal interview by B. Herrera]. Community Health Needs Assessment Survey for Houston Methodist System Hospitals.

¹¹³ Chen, S. (2013, July 22). [Personal interview by B. Herrera]. Community Health Needs Assessment Survey for Houston Methodist System Hospitals.

¹¹⁴ Vasquez, M. (2013, July 23). [Personal interview by B. Herrera]. Community Health Needs Assessment Survey for Houston Methodist System Hospitals.

¹¹⁵ Edwards, C. (2013, August 6). [Personal interview by B. Herrera]. Community Health Needs Assessment Survey for Houston Methodist System Hospitals.

¹¹⁶ Chen, S. (2013, July 22). [Personal interview by B. Herrera]. Community Health Needs Assessment Survey

for Houston Methodist System Hospitals.

¹¹⁷ Chen, S. (2013, July 22). [Personal interview by B. Herrera]. Community Health Needs Assessment Survey for Houston Methodist System Hospitals.

¹¹⁸ St. Luke's Episcopal Health Charity. (n.d.). Project Safety Net Providers. In *Project Safety Net Provider Search*. Retrieved from Project Safety Net Providers database.